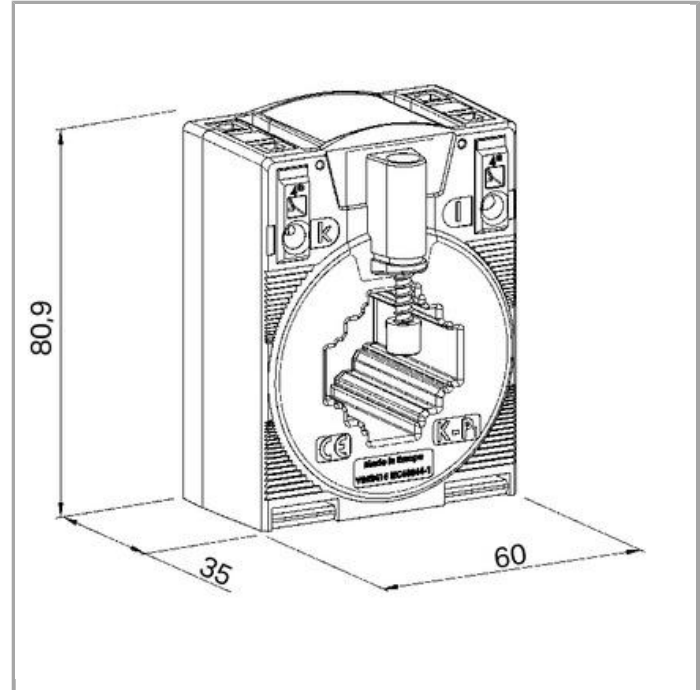


Data sheet | Item number: 855-301/100-201

Plug-in current transformer; Primary rated current: 100 A; Secondary rated current: 1 A; Rated power: 2.5 VA; Accuracy class: 1



www.wago.com/855-301/100-201



RoHS
Compliant ✓

BOMcheck.net

Item description

Short description:

The 855 Series Plug-In Current Transformers are inductive, single-conductor current transformers. Due to the measurement principle used, these current transformers are exclusively designed for AC network applications.

Features:

- Screwless CAGE CLAMP® connection technology
- Several mounting options available
- Vibration- and shock-resistant
- High mechanical retention forces
- High current-carrying capacity
- Continuous overload of 120 % the nominal primary current
- Low-voltage current transformer for operating voltages up to max. 1.2 kV
- Can be used in 690 V power networks

- UL recognized components

Data

Technical Data

Input – current transformer

Primary rated current	100 A
Rated continuous thermal current I_{cth}	$1.2 \times I_N$
Rated short-time thermal current I_{th}	$60 \times I_N / 1 \text{ s}$ (max. 100 kA/1 s)
Overcurrent limiting factor	FS5 / FS10 (type dependent, see type plate inscription)
Rated frequency	50 ... 60 Hz

Output – Current transformer

Secondary rated current	1 A
Rated power S_r	2.5 VA
Highest voltage for equipment U_m	$1.2 \text{ kV}_{\text{rms}}$ AC

Measurement error

Accuracy class	1
----------------	---

Safety and protection:

Test voltage	6 kV AC; 50Hz; 1min
--------------	---------------------

Connection data

Connection technology	CAGE CLAMP®
Solid conductor	0.08 ... 4 mm ² / 28 ... 12 AWG
Fine-stranded conductor	0.08 ... 4 mm ² / 28 ... 12 AWG
Strip length	9 ... 10 mm / 0.35 ... 0.39 Inch

Geometrical Data

Width	60 mm / 2.362 inch
Height	80.9 mm / 3.185 inch
Depth	52 mm / 2.047 inch

Mechanical data

Type of mounting	Current transformers (closed) Secured to mounting plate
------------------	--

Mounting on carrier rail via carrier rail adapter
Mounting on round cable

Material Data

Insulation class	E
Weight	230 g

Environmental Requirements

Surrounding air (operating) temperature	-5 ... 50 °C
Surrounding air (storage) temperature	-25 ... 70 °C
Max. operating altitude	1000 m

Standards and specifications


Conformity marking	CE
Standards/specifications	EN 61869-1; EN 61869-2; UL: E356480

Commercial data

Country of origin	DE
GTIN	4050821616870
Customs Tariff No.	85043129900



Approvals / Certificates

UL-Approvals


Logo	Approval	Certificate name
	UL UL Multiple Listings Project Handler	E356480

Compatible products







assembling

	Item no.: 855-9900 Carrier rail adapter	www.wago.com/855-9900
	Item no.: 855-9910 Quick-mount kit	www.wago.com/855-9910

General accessories

	Item no.: 2007-8873 Compact terminal block; for current and voltage transformers	www.wago.com/2007-8873
	Item no.: 2007-8874	



	Compact terminal block; for current and voltage transformers	www.wago.com/2007-8874
	Item no.: 2007-8875 Compact terminal block; for current transformer circuit	www.wago.com/2007-8875
	Item no.: 2007-8876 Compact terminal block; for 3-phase current transformer circuit	www.wago.com/2007-8876
	Item no.: 2007-8877 Compact terminal block; for current transformer circuit	www.wago.com/2007-8877
	Item no.: 857-550 Current signal conditioner; Current input signal; Current and voltage output signal; Digital output; Configuration via software; Supply voltage: 24 VDC; 6 mm module width	www.wago.com/857-550
tools		
	Item no.: 210-720 Operating tool with partially insulated shaft; Type 2, blade (3.5 x 0.5) mm	www.wago.com/210-720

Downloads

Documentation

Instruction Leaflet

Bushing Type Current Transformer	Mar 16, 2015	PDF 1.5 MB	Download
----------------------------------	--------------	---------------	----------

Additional Information

Disposal; Electrical and electronic equipment, Packaging	Oct 15, 2018	265.8 kB	Download
--	--------------	----------	----------

Engineering-Software

Software for Interface-Products

Interface Configuration Software SMALL The full setup only includes the WAGO Interface Configuration Software.	1.5.4.6 Jan 8, 2018	EXE 46.0 MB	Download
Interface Configuration Software FULL The full setup, in addition to the WAGO Interface Configuration Software, includes the installation for the Microsoft .NET Framework.	1.5.4.6 Jan 8, 2018	EXE 96.5 MB	Download

smartDATA

CAD data

3D Download 855-301/100-201	URL	Download
-----------------------------	-----	----------



Subject to changes.

WAGO Kontakttechnik GmbH & Co. KG
Hansastr. 27
32423 Minden
Phone: +49571 887-0 | Fax: +49571 887-169
Email: info.de@wago.com | Web: www.wago.com

Do you have any questions about our products?
We are always happy to take your call at +49 (571) 887-44222.