

Data sheet | Item number: 721-112/026-000

1-conductor female plug; 100% protected against mismatching; 2.5 mm²; Pin spacing 5 mm; 12-pole

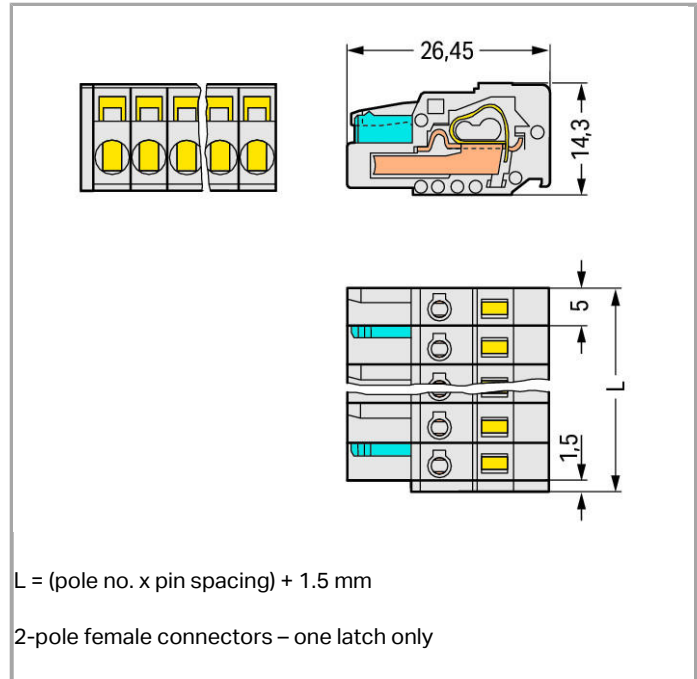
www.wago.com/721-112/026-000



RoHS Compliant

BOMcheck.net

Color: ■



Item description

- Universal connection for all conductor types
- Easy cable pre-assembly and on-unit wiring via vertical and horizontal CAGE CLAMP[®] actuation
- Integrated test ports
- 100% protected against mismatching
- Coding option available

Other variants can be requested via the WAGO sales department or, if necessary, configured at <https://configurator.wago.com/>: Gold-plated or partially gold-plated contact surfaces, Other pole numbers

Data

Electrical data

Ratings per IEC/EN 60664-1

Rated voltage (III / 3)

320 V



| | |
|---------------------------------|---|
| Rated impulse voltage (III / 3) | 4 kV |
| Rated voltage (III / 2) | 320 V |
| Rated impulse voltage (III / 2) | 4 kV |
| Rated voltage (II / 2) | 630 V |
| Rated impulse voltage (II / 2) | 4 kV |
| Rated current | 16 A |
| Legend (ratings) | (III / 2) $\hat{=}$ Overvoltage category III / Pollution degree 2 |

Approvals per UL 1059

| | |
|--------------------------------|-------|
| Rated voltage UL (Use Group B) | 300 V |
| Rated current UL (Use Group B) | 15 A |
| Rated voltage UL (Use Group D) | 300 V |
| Rated current UL (Use Group D) | 10 A |

Approvals per CSA

| | |
|---------------------------------|-------|
| Rated voltage CSA (Use Group B) | 300 V |
| Rated current CSA (Use Group B) | 15 A |
| Rated voltage CSA (Use Group D) | 300 V |
| Rated current CSA (Use Group D) | 10 A |

Connection data

| | |
|---|--|
| Connection technology | CAGE CLAMP® |
| Actuation type | Operating tool |
| Solid conductor | 0.08 ... 2.5 mm ² / 28 ... 12 AWG |
| Fine-stranded conductor | 0.08 ... 2.5 mm ² / 28 ... 12 AWG |
| Fine-stranded conductor with ferrule with plastic collar | 0.25 ... 1.5 mm ² |
| Fine-stranded conductor with ferrule without plastic collar | 0.25 ... 2.5 mm ² |
| Strip length | 8 ... 9 mm / 0.31 ... 0.35 Inch |
| No. of poles | 12 |
| Total number of connection points | 12 |
| Total number of potentials | 12 |
| Number of connection types | 1 |
| Number of levels | 1 |
| Conductor entry direction to mating direction | 0° |

Geometrical Data

| | |
|-------------|-----------------------|
| Pin spacing | 5 mm (0.197 inch) |
| Width | 61.5 mm / 2.421 inch |
| Height | 14.3 mm / 0.563 inch |
| Depth | 26.45 mm / 1.041 inch |

Plug connection

| | |
|------------------------------------|-------------------------|
| Contact type (pluggable connector) | Female connector/socket |
| Connector connection type | for conductors |
| Mismating protection | Yes |

Material Data

| | |
|-----------------------------|-----------------------------------|
| Color | light gray |
| Material group | I |
| Insulating material | Polyamide 66 (PA 66) |
| Flammability class per UL94 | V0 |
| Clamping spring material | Chrome nickel spring steel (CrNi) |
| Contact material | Copper alloy |
| Contact plating | tin-plated |
| Fire load | 0.298 MJ |
| Weight | 21.87 g |

Environmental Requirements

| | |
|-------------------------|----------------|
| Limit temperature range | -60 ... +85 °C |
|-------------------------|----------------|

Commercial data


| | |
|--------------------|------------------------|
| Country of origin | DE |
| GTIN | 4044918355483 |
| Customs Tariff No. | 85366990990 |
| Product Group | 3 (Multi Conn. System) |

Approvals / Certificates

Country specific Approvals



| Logo | Approval | Certificate name |
|--|---------------------------------|------------------|
|  | CSA DEKRA Certification B.V. | 1466354 |

Ship Approvals

| Logo | Approval | Certificate name |
|--|--|------------------|
|  | ABS American Bureau of Shipping | 14-HG1241537-PDA |
| | DNV GL Det Norske Veritas, Germanischer Lloyd | TAE000016Z |








UL-Approvals






| Logo | Approval | Certificate name |
|--|--------------------------------------|------------------|
|  | UL Underwriters Laboratories Inc. | E45172 |
|  | UR UL International Germany GmbH | E45171 |








Compatible products

Jumper











| | | |
|--|--|--|
|  | Item no.: 231-902 Comb-style jumper bar; for 5 mm and 5.08 mm pin spacing; reduces conductor size to 1.5 mm | www.wago.com/231-902 |
|  | Item no.: 231-903 Comb-style jumper bar; 3-way; suitable for 231 Series female connectors; with 5 mm pin spacing; insulated | www.wago.com/231-903 |
|  | Item no.: 231-905 Comb-style jumper bar; 5-way; suitable for 231 Series female connectors; with 5 mm pin spacing; insulated | www.wago.com/231-905 |
|  | Item no.: 231-907 Comb-style jumper bar; 7-way; suitable for 231 Series female connectors; with 5 mm pin spacing; insulated | www.wago.com/231-907 |
|  | Item no.: 231-910 Comb-style jumper bar; 10-way; suitable for 231 Series female connectors; with 5 mm pin spacing; insulated | www.wago.com/231-910 |



















tools

















| | | |
|--|---|--|
|  | Item no.: 209-130 Operating tool; suitable for 264, 280 and 281 Series; 1-way; of insulating material | www.wago.com/209-130 |
|  | Item no.: 209-132 Operating tool; for connecting comb-style jumper bar; 2-way; of insulating material | www.wago.com/209-132 |
|  | Item no.: 231-131 Push-button; for female and male connectors; loose | www.wago.com/231-131 |
|  | Item no.: 231-291 Operating tool; for male and female connectors with CAGE CLAMP®; loose | www.wago.com/231-291 |
|  | Item no.: 280-432 Operating tool; of insulating material; 2-way | www.wago.com/280-432 |
| | Item no.: 280-433 | |

| | | |
|--|--|--|
|  | Operating tool; of insulating material; 3-way | www.wago.com/280-433 |
|  | Item no.: 280-434 Operating tool; of insulating material; 4-way | www.wago.com/280-434 |
|  | Item no.: 280-435 Operating tool; of insulating material; 5-way | www.wago.com/280-435 |
|  | Item no.: 280-436 Operating tool; of insulating material; 6-way | www.wago.com/280-436 |
|  | Item no.: 280-437 Operating tool; of insulating material; 7-way | www.wago.com/280-437 |
|  | Item no.: 280-438 Operating tool; of insulating material; 8-way | www.wago.com/280-438 |
|  | Item no.: 280-440 Operating tool; of insulating material; 10-way | www.wago.com/280-440 |

ferrule

| | | |
|--|---|--|
|  | Item no.: 216-101 Ferrule; Sleeve for 0.5 mm ² / AWG 22; uninsulated; electro-tin plated | www.wago.com/216-101 |
|  | Item no.: 216-102 Ferrule; Sleeve for 0.75 mm ² / AWG 20; uninsulated; electro-tin plated | www.wago.com/216-102 |
|  | Item no.: 216-103 Ferrule; Sleeve for 1 mm ² / AWG 18; uninsulated; electro-tin plated | www.wago.com/216-103 |
|  | Item no.: 216-104 Ferrule; Sleeve for 1.5 mm ² / AWG 16; uninsulated; electro-tin plated | www.wago.com/216-104 |
|  | Item no.: 216-106 Ferrule; Sleeve for 2.5 mm ² / AWG 14; uninsulated; electro-tin plated | www.wago.com/216-106 |
|  | Item no.: 216-121 Ferrule; Sleeve for 0.5 mm ² / AWG 22; uninsulated; electro-tin plated | www.wago.com/216-121 |
|  | Item no.: 216-122 Ferrule; Sleeve for 0.75 mm ² / AWG 20; uninsulated; electro-tin plated | www.wago.com/216-122 |
|  | Item no.: 216-123 Ferrule; Sleeve for 1 mm ² / AWG 18; uninsulated; electro-tin plated | www.wago.com/216-123 |
|  | Item no.: 216-124 Ferrule; Sleeve for 1.5 mm ² / AWG 16; uninsulated; electro-tin plated | www.wago.com/216-124 |
|  | Item no.: 216-131 Ferrule; Sleeve for 0.25 mm ² / AWG 24; uninsulated; electro-tin plated | www.wago.com/216-131 |
|  | Item no.: 216-132 Ferrule; Sleeve for 0.34 mm ² / AWG 24; uninsulated; electro-tin plated | www.wago.com/216-132 |
|  | Item no.: 216-141 Ferrule; Sleeve for 0.5 mm ² / AWG 22; uninsulated; electro-tin plated; electrolytic copper; gastight crimped; acc. to DIN 46228, Part 1/08.92 | www.wago.com/216-141 |

| | | |
|---|--|--|
|  | Item no.: 216-142 Ferrule; Sleeve for 0.75 mm ² / AWG 20; uninsulated; electro-tin plated; electrolytic copper; gastight crimped; acc. to DIN 46228, Part 1/08.92 | www.wago.com/216-142 |
|  | Item no.: 216-143 Ferrule; Sleeve for 1 mm ² / AWG 18; uninsulated; electro-tin plated; electrolytic copper; gastight crimped; acc. to DIN 46228, Part 1/08.92 | www.wago.com/216-143 |
|  | Item no.: 216-144 Ferrule; Sleeve for 1.5 mm ² / AWG 16; uninsulated; electro-tin plated; electrolytic copper; gastight crimped; acc. to DIN 46228, Part 1/08.92 | www.wago.com/216-144 |
|  | Item no.: 216-151 Ferrule; Sleeve for 0.25 mm ² / AWG 24; uninsulated; electro-tin plated | www.wago.com/216-151 |
|  | Item no.: 216-152 Ferrule; Sleeve for 0.34 mm ² / AWG 24; uninsulated; electro-tin plated | www.wago.com/216-152 |
|  | Item no.: 216-201 Ferrule; Sleeve for 0.5 mm ² / AWG 22; insulated; electro-tin plated | www.wago.com/216-201 |
|  | Item no.: 216-202 Ferrule; Sleeve for 0.75 mm ² / AWG 20; insulated; electro-tin plated | www.wago.com/216-202 |
|  | Item no.: 216-203 Ferrule; Sleeve for 1 mm ² / AWG 18; insulated; electro-tin plated | www.wago.com/216-203 |
|  | Item no.: 216-204 Ferrule; Sleeve for 1.5 mm ² / AWG 16; insulated; electro-tin plated | www.wago.com/216-204 |
|  | Item no.: 216-221 Ferrule; Sleeve for 0.5 mm ² / AWG 22; insulated; electro-tin plated | www.wago.com/216-221 |
|  | Item no.: 216-222 Ferrule; Sleeve for 0.75 mm ² / AWG 20; insulated; electro-tin plated | www.wago.com/216-222 |
|  | Item no.: 216-223 Ferrule; Sleeve for 1 mm ² / AWG 18; insulated; electro-tin plated | www.wago.com/216-223 |
|  | Item no.: 216-224 Ferrule; Sleeve for 1.5 mm ² / AWG 16; insulated; electro-tin plated | www.wago.com/216-224 |
|  | Item no.: 216-241 Ferrule; Sleeve for 0.5 mm ² / AWG 22; insulated; electro-tin plated; electrolytic copper; gastight crimped; acc. to DIN 46228, Part 4/09.90 | www.wago.com/216-241 |
|  | Item no.: 216-242 Ferrule; Sleeve for 0.75 mm ² / AWG 20; insulated; electro-tin plated; electrolytic copper; gastight crimped; acc. to DIN 46228, Part 4/09.90 | www.wago.com/216-242 |
|  | Item no.: 216-243 Ferrule; Sleeve for 1 mm ² / AWG 18; insulated; electro-tin plated; electrolytic copper; gastight crimped; acc. to DIN 46228, Part 4/09.90 | www.wago.com/216-243 |
|  | Item no.: 216-244 Ferrule; Sleeve for 1.5 mm ² / AWG 16; insulated; electro-tin plated; electrolytic copper; gastight crimped; acc. to DIN 46228, Part 4/09.90 | www.wago.com/216-244 |
|  | Item no.: 216-262 Ferrule; Sleeve for 0.75 mm ² / AWG 20; insulated; electro-tin plated; electrolytic copper; gastight crimped; acc. to DIN 46228, Part 4/09.90 | www.wago.com/216-262 |
| | Item no.: 216-263 Ferrule; Sleeve for 1 mm ² / AWG 18; insulated; electro-tin plated; electrolytic copper; gastight | www.wago.com/216-263 |

| | | |
|--|---|--|
|  | crimped; acc. to DIN 46228, Part 4/09.90 | |
|  | Item no.: 216-264 Ferrule; Sleeve for 1.5 mm ² / AWG 16; insulated; electro-tin plated; electrolytic copper; gastight crimped; acc. to DIN 46228, Part 4/09.90 | www.wago.com/216-264 |
|  | Item no.: 216-284 Ferrule; Sleeve for 1.5 mm ² / AWG 16; insulated; electro-tin plated; electrolytic copper; gastight crimped; acc. to DIN 46228, Part 4/09.90 | www.wago.com/216-284 |
|  | Item no.: 216-301 Ferrule; Sleeve for 0.25 mm ² / AWG 24; insulated; electro-tin plated | www.wago.com/216-301 |
|  | Item no.: 216-302 Ferrule; Sleeve for 0.34 mm ² / AWG 24; insulated; electro-tin plated | www.wago.com/216-302 |
|  | Item no.: 216-321 Ferrule; Sleeve for 0.25 mm ² / AWG 24; insulated; electro-tin plated | www.wago.com/216-321 |
|  | Item no.: 216-322 Ferrule; Sleeve for 0.34 mm ² / AWG 24; insulated; electro-tin plated | www.wago.com/216-322 |
| General accessories | | |
|  | Item no.: 231-668 Lockout caps; for covering unused clamping units | www.wago.com/231-668 |
|  | Item no.: 231-669 Lockout caps; for covering unused clamping units | www.wago.com/231-669 |
| Insulation stop | | |
|  | Item no.: 231-670 Insulation stop; 0.08-0.2 mm ² / 0.2 mm ² "s" | www.wago.com/231-670 |
|  | Item no.: 231-671 Insulation stop; 0.25 - 0.5 mm ² | www.wago.com/231-671 |
|  | Item no.: 231-672 Insulation stop; 0.75 - 1 mm ² | www.wago.com/231-672 |
| Strain relief plate | | |
|  | Item no.: 232-612 Strain relief housing | www.wago.com/232-612 |
| check | | |
|  | Item no.: 210-136 Test plug; 2 mm Ø; with 500 mm cable | www.wago.com/210-136 |
|  | Item no.: 210-137 Test plug; 2.3 mm Ø; with 500 mm cable | www.wago.com/210-137 |
|  | Item no.: 231-661 Test plugs for female connectors; for 5 mm and 5.08 mm pin spacing | www.wago.com/231-661 |



Downloads

smartDATA

CAD data

3D Download 721-112/026-000

URL

Download

Subject to changes.

WAGO Kontakttechnik GmbH & Co. KG

Hansastr. 27

32423 Minden

Phone: +49571 887-0 | Fax: +49571 887-169

Email: info.de@wago.com | Web: www.wago.com

Do you have any questions about our products?

We are always happy to take your call at +49 (571) 887-44222.