


Data sheet | Item number: 721-163/003-000

Male connector for rail-mount terminal blocks; 1.2 x 1.2 mm pins; straight;
100% protected against mismatching; Pin spacing 5 mm; 3-pole



www.wago.com/721-163/003-000

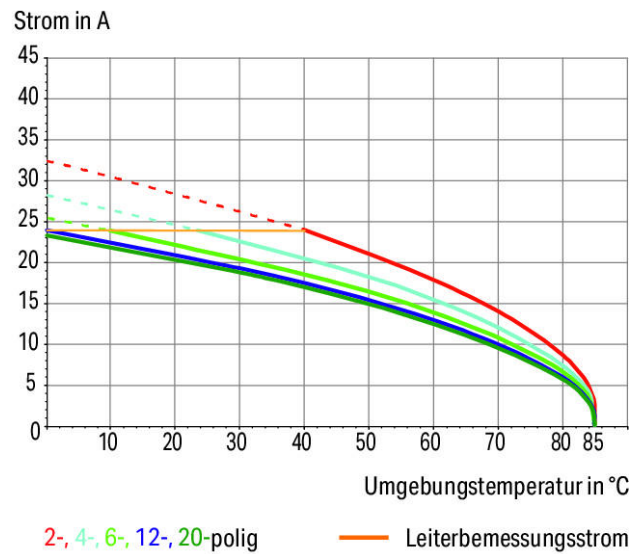


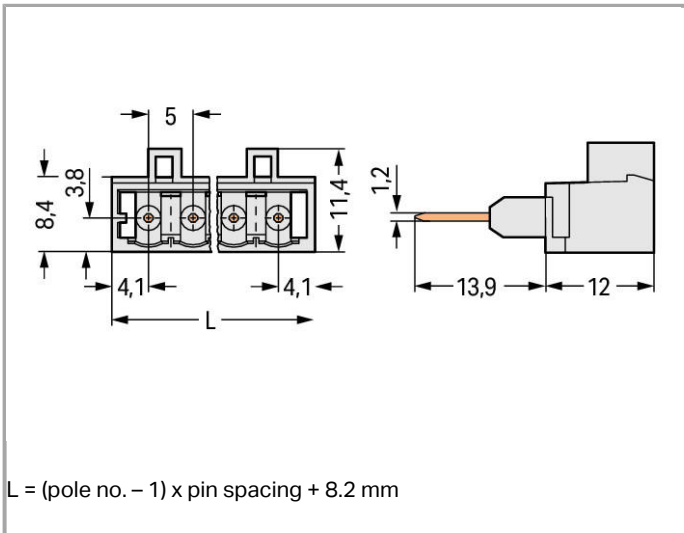
RoHS Compliant

BOMcheck.net

Color:

Derating-Kurve
1-Leiter-Federleiste (721-102/026-000) mit
Stiftleiste (721-162/003-000)
Rastermaß 5 mm / Leiterquerschnitt 2,5 mm² „f“
In Anlehnung an: EN 60512-5-2 / Reduktionsfaktor 0,8





Item description

- Pluggable connectors for rail-mount terminal blocks equipped with CAGE CLAMP® connection
- Male connectors with long contact pins connect to the termination ports of 280 Series Rail-Mount Terminal Blocks
- Pins can be touched when the connector is unplugged, so power should be supplied via terminal block (observe rated voltage!)
- 100 % protected against mismatching
- With coding fingers

Other variants can be requested via the WAGO sales department or, if necessary, configured at <https://configurator.wago.com/>: Other pole numbers

Data

Electrical data

Ratings per IEC/EN 60664-1

| | |
|---------------------------------|---|
| Rated voltage (III / 3) | 250 V |
| Rated impulse voltage (III / 3) | 4 kV |
| Rated voltage (III / 2) | 320 V |
| Rated impulse voltage (III / 2) | 4 kV |
| Rated voltage (II / 2) | 630 V |
| Rated impulse voltage (II / 2) | 4 kV |
| Rated current | 16 A |
| Legend (ratings) | (III / 2) ≙ Overvoltage category III / Pollution degree 2 |

Approvals per UL 1059

| | |
|--------------------------------|-------|
| Rated voltage UL (Use Group B) | 300 V |
| Rated current UL (Use Group B) | 15 A |
| Rated voltage UL (Use Group D) | 300 V |



| | |
|--------------------------------|------|
| Rated current UL (Use Group D) | 10 A |
|--------------------------------|------|

Approvals per CSA

| | |
|---------------------------------|-------|
| Rated voltage CSA (Use Group B) | 300 V |
| Rated current CSA (Use Group B) | 15 A |
| Rated voltage CSA (Use Group D) | 300 V |
| Rated current CSA (Use Group D) | 10 A |

Connection data

| | |
|----------------------------|---|
| No. of poles | 3 |
| Total number of potentials | 3 |
| Number of levels | 1 |

Geometrical Data

| | |
|-------------------------|----------------------|
| Pin spacing | 5 mm (0.197 inch) |
| Width | 18.2 mm / 0.717 inch |
| Height | 25.9 mm / 1.02 inch |
| Height from the surface | 12 mm / 0.472 inch |
| Depth | 11.4 mm / 0.449 inch |

Plug connection

| | |
|------------------------------------|---------------------------------------|
| Contact type (pluggable connector) | Male connector/plug |
| Connector connection type | for front-entry wiring terminal block |
| Mismating protection | Yes |

Material Data

| | |
|-----------------------------|---------------------------|
| Color | light gray |
| Material group | I |
| Insulating material | Polyamide 66 (PA 66) |
| Flammability class per UL94 | V0 |
| Contact material | Electrolytic copper (Ecu) |
| Contact plating | tin-plated |
| Fire load | 0.029 MJ |
| Weight | 1.709 g |

Environmental Requirements

| | |
|-------------------------|-----------------|
| Limit temperature range | -60 ... +100 °C |
|-------------------------|-----------------|

Commercial data



| | |
|--------------------|------------------------|
| Country of origin | PL |
| GTIN | 4044918905657 |
| Customs Tariff No. | 85366990990 |
| Product Group | 3 (Multi Conn. System) |

Approvals / Certificates

Country specific Approvals

| Logo | Approval | Certificate name |
|--|---------------------------------------|------------------|
|  | CSA DEKRA Certification B.V. | 1466354 |
|  | KEMA/KEUR DEKRA Certification B.V. | 2190761.01 |

Ship Approvals

| Logo | Approval | Certificate name |
|--|--|------------------|
|  | ABS American Bureau of Shipping | 14-HG1241537-PDA |
|  | DNV GL Det Norske Veritas, Germanischer Lloyd | TAE000016Z |

UL-Approvals

| Logo | Approval | Certificate name |
|--|-------------------------------------|------------------|
|  | UL UL International Germany GmbH | E45172 |
|  | UR UL International Germany GmbH | E45171 |

Compatible products

tools

Item no.: 280-433



Operating tool; of insulating material; 3-way

www.wago.com/280-433

General accessories



Item no.: 280-650/056-000
Spacer of same profile; suitable for 3-conductor terminal blocks of horizontal type

www.wago.com/280-650/056-000



Item no.: 280-654/056-000
Spacer of same profile; suitable for 3- and 4-conductor terminal blocks of angled type

www.wago.com/280-654/056-000



Item no.: 280-835/056-000
Spacer of same profile; suitable for 4-conductor terminal blocks of horizontal type

www.wago.com/280-835/056-000



Item no.: 280-902/056-000
Spacer of same profile; suitable for 2-conductor terminal blocks of horizontal type

www.wago.com/280-902/056-000

Coding



Item no.: 231-129
Coding key; snap-on type

www.wago.com/231-129

Downloads

smartDATA

PCB libraries

| | | | |
|--|----------------------|---------------|----------|
| DesignSpark Library for WAGO Pluggable PCB Connectors (MULTI CONNECTION SYSTEM) Compatible with DesignSpark PCB Version 4.x or higher | 2.1 Oct 6, 2014 | ZIP 6.1 MB | Download |
| EAGLE Library for WAGO Pluggable PCB Connectors (MULTI CONNECTION SYSTEM) Compatible with EAGLE PCB Design Software Version 6.x or higher | 2.1 Nov 17, 2017 | ZIP 6.2 MB | Download |
| TARGET Library for WAGO Pluggable PCB Connectors (Multi-Connection System) Compatible with TARGET PCB Design Software Version 17.x | 1.1.0 Oct 6, 2014 | ZIP 7.4 MB | Download |

CAD data

| | | |
|-----------------------------|-----|----------|
| 3D Download 721-163/003-000 | URL | Download |
|-----------------------------|-----|----------|



Subject to changes.

WAGO Kontakttechnik GmbH & Co. KG

Hansastr. 27

32423 Minden

Phone: +49571 887-0 | Fax: +49571 887-169

Email: info.de@wago.com | Web: www.wago.com

Do you have any questions about our products?

We are always happy to take your call at +49 (571) 887-44222.