


## Data sheet | Item number: 721-465/001-040

THT male header; 1.2 x 1.2 mm solder pin; angled; 100% protected against mismatching; Preceding ground contact; Pin spacing 5 mm; 5-pole



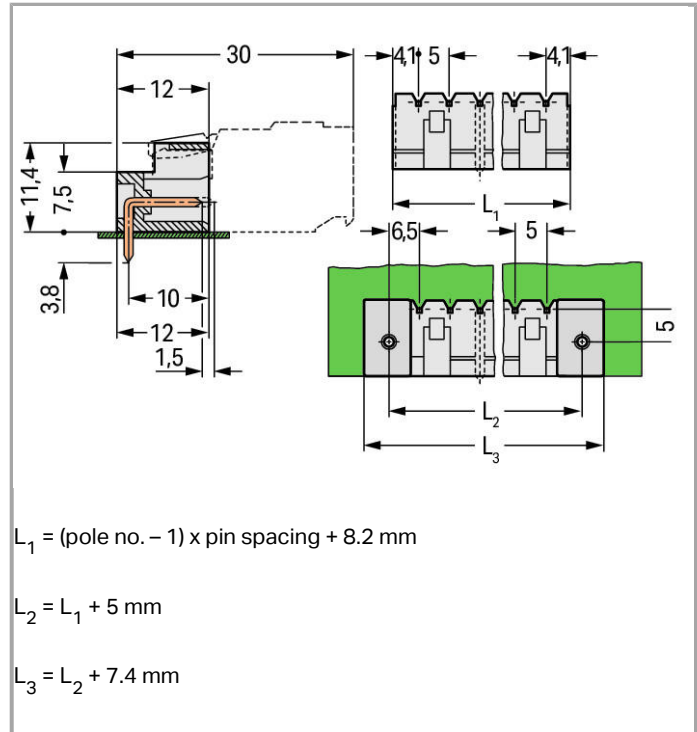
[www.wago.com/721-465/001-040](http://www.wago.com/721-465/001-040)



RoHS  Compliant

BOMcheck.net

Color: ■



### Item description

- Horizontal or vertical PCB mounting via straight or angled solder pins
- 1.2 x 1.2 mm solder pins allow nominal current up to 16 A, enhancing stability of shorter headers
- 100 % protected against mismatching
- With coding fingers

Other variants can be requested via the WAGO sales department or, if necessary, configured at <https://configurator.wago.com/>: 3.8 mm pin projection for male headers with straight solder pins, Gold-plated or partially gold-plated contact surfaces, Other pole numbers

### Data

#### Electrical data

#### Ratings per IEC/EN 60664-1

Rated voltage (III / 3)	250 V
Rated impulse voltage (III / 3)	4 kV
Rated voltage (III / 2)	320 V
Rated impulse voltage (III / 2)	4 kV



Rated voltage (II / 2)	630 V
Rated impulse voltage (II / 2)	4 kV
Rated current	16 A
Legend (ratings)	(III / 2) $\triangleq$ Overvoltage category III / Pollution degree 2

### Approvals per UL 1059

Rated voltage UL (Use Group B)	300 V
Rated current UL (Use Group B)	15 A
Rated voltage UL (Use Group D)	300 V
Rated current UL (Use Group D)	10 A

### Approvals per CSA

Rated voltage CSA (Use Group B)	300 V
Rated current CSA (Use Group B)	15 A
Rated voltage CSA (Use Group D)	300 V
Rated current CSA (Use Group D)	10 A

### Connection data

No. of poles	5
Total number of potentials	5
Number of levels	1
Ground function	with preceding GND contact

### Geometrical Data

Pin spacing	5 mm (0.197 inch)
Width	28.2 mm / 1.11 inch
Height	15.2 mm / 0.598 inch
Height from the surface	11.4 mm / 0.449 inch
Depth	12 mm / 0.472 inch
Solder pin length	3.8 mm
Solder pin dimensions	1.2 x 1.2 mm
Drilled hole diameter (tolerance)	1.7 <sup>(+ 0.1)</sup> mm

### Plug connection

Contact type (pluggable connector)	Male connector/plug
Connector connection type	for PCBs
Mismating protection	Yes
Mating direction to the PCB	0°

## PCB contact

PCB contact	THT
Solder pin arrangement	over the entire male connector, in line
Number of solder pins per potential	1

## Material Data

Color	light gray
Material group	I
Insulating material	Polyamide 66 (PA 66)
Flammability class per UL94	V0
Contact material	Electrolytic copper (Ecu)
Contact plating	tin-plated
Fire load	0.034 MJ
Weight	2.116 g

## Environmental Requirements


Limit temperature range	-60 ... +100 °C
-------------------------	-----------------

## Commercial data



Country of origin	DE
GTIN	4044918945622
Customs Tariff No.	85366990990
Product Group	3 (Multi Conn. System)

## Approvals / Certificates

### Country specific Approvals

Logo	Approval	Certificate name
	<b>KEMA/KEUR</b> DEKRA Certification B.V.	2190761.01

### Ship Approvals

Logo	Approval	Certificate name
	<b>ABS</b> American Bureau of Shipping	14-HG1241537-PDA
	<b>DNV GL</b> Det Norske Veritas, Germanischer Lloyd	TAE000016Z

## UL-Approvals

Logo	Approval	Certificate name
	UL UL International Germany GmbH	E45172
	UR UL International Germany GmbH	E45171

## Compatible products

## Female plug

	<b>Item no.: 2721-105/026-000</b> 1-conductor female plug; 100% protected against mismatching; Push-button; 2.5 mm <sup>2</sup> ; Pin spacing 5 mm; 5-pole	<a href="http://www.wago.com/2721-105/026-000">www.wago.com/2721-105/026-000</a>
	<b>Item no.: 2721-105/037-000</b> 1-conductor female plug; 100% protected against mismatching; Push-button; Locking lever; 2.5 mm <sup>2</sup> ; Pin spacing 5 mm; 5-pole	<a href="http://www.wago.com/2721-105/037-000">www.wago.com/2721-105/037-000</a>
	<b>Item no.: 721-105/026-000</b> 1-conductor female plug; 100% protected against mismatching; 2.5 mm <sup>2</sup> ; Pin spacing 5 mm; 5-pole	<a href="http://www.wago.com/721-105/026-000">www.wago.com/721-105/026-000</a>
	<b>Item no.: 721-105/037-000</b> 1-conductor female plug; 100% protected against mismatching; Locking lever; 2.5 mm <sup>2</sup> ; Pin spacing 5 mm; 5-pole	<a href="http://www.wago.com/721-105/037-000">www.wago.com/721-105/037-000</a>
	<b>Item no.: 721-305/008-000</b> 1-conductor female plug; angled; 100% protected against mismatching; Snap-in mounting feet; 2.5 mm <sup>2</sup> ; Pin spacing 5 mm; 5-pole	<a href="http://www.wago.com/721-305/008-000">www.wago.com/721-305/008-000</a>
	<b>Item no.: 721-305/031-000</b> 1-conductor female plug; angled; 100% protected against mismatching; clamping collar; 2.5 mm <sup>2</sup> ; Pin spacing 5 mm; 5-pole	<a href="http://www.wago.com/721-305/031-000">www.wago.com/721-305/031-000</a>
	<b>Item no.: 722-135</b> THT female header; 0.6 x 1.0 mm solder pin; straight; 100% protected against mismatching; Pin spacing 5 mm; 5-pole	<a href="http://www.wago.com/722-135">www.wago.com/722-135</a>
	<b>Item no.: 722-135/031-000</b> THT female header; 0.6 x 1.0 mm solder pin; straight; 100% protected against mismatching; clamping collar; Pin spacing 5 mm; 5-pole	<a href="http://www.wago.com/722-135/031-000">www.wago.com/722-135/031-000</a>
	<b>Item no.: 722-135/039-000</b> THT female header; 0.6 x 1.0 mm solder pin; straight; 100% protected against mismatching; Locking lever; Pin spacing 5 mm; 5-pole	<a href="http://www.wago.com/722-135/039-000">www.wago.com/722-135/039-000</a>
	<b>Item no.: 722-135/047-000</b> THT female header; 0.6 x 1.0 mm solder pin; straight; 100% protected against mismatching; Spacer flange; Pin spacing 5 mm; 5-pole	<a href="http://www.wago.com/722-135/047-000">www.wago.com/722-135/047-000</a>



**Item no.:** 722-205/026-000

1-conductor female plug; angled; 100% protected against mismatching; 2.5 mm<sup>2</sup>; Pin spacing 5 mm; 5-pole

[www.wago.com/722-205/026-000](http://www.wago.com/722-205/026-000)



**Item no.:** 722-235

THT female header; 0.6 x 1.0 mm solder pin; angled; 100% protected against mismatching; Pin spacing 5 mm; 5-pole

[www.wago.com/722-235](http://www.wago.com/722-235)



**Item no.:** 722-235/039-000

THT female header; 0.6 x 1.0 mm solder pin; angled; 100% protected against mismatching; Locking lever; Pin spacing 5 mm; 5-pole

[www.wago.com/722-235/039-000](http://www.wago.com/722-235/039-000)



**Item no.:** 722-235/047-000

THT female header; 0.6 x 1.0 mm solder pin; angled; 100% protected against mismatching; Spacer flange; Pin spacing 5 mm; 5-pole

[www.wago.com/722-235/047-000](http://www.wago.com/722-235/047-000)

### Marking accessories



**Item no.:** 210-833

Marking strips; on reel; 6 mm wide; plain; Self-adhesive

[www.wago.com/210-833](http://www.wago.com/210-833)



**Item no.:** 210-834

Marking strips; on reel; 5 mm wide; plain; Self-adhesive

[www.wago.com/210-834](http://www.wago.com/210-834)

### Coding



**Item no.:** 231-129

Coding key; snap-on type

[www.wago.com/231-129](http://www.wago.com/231-129)

### Downloads

#### smartDATA

#### PCB libraries

DesignSpark Library for WAGO Pluggable PCB Connectors (MULTI CONNECTION SYSTEM) Compatible with DesignSpark PCB Version 4.x or higher	2.1 Oct 6, 2014	ZIP 6.1 MB	Download
TARGET Library for WAGO Pluggable PCB Connectors (Multi-Connection System) Compatible with TARGET PCB Design Software Version 17.x	1.1.0 Oct 6, 2014	ZIP 7.4 MB	Download
EAGLE Library for WAGO Pluggable PCB Connectors (MULTI CONNECTION SYSTEM) Compatible with EAGLE PCB Design Software Version 6.x or higher	2.1 Nov 17, 2017	ZIP 6.2 MB	Download

#### CAD data

3D Download 721-465/001-040	URL	Download
-----------------------------	-----	----------



Subject to changes.

---

WAGO Kontakttechnik GmbH & Co. KG

Hansastr. 27

32423 Minden

Phone: +49571 887-0 | Fax: +49571 887-169

Email: [info.de@wago.com](mailto:info.de@wago.com) | Web: [www.wago.com](http://www.wago.com)

Do you have any questions about our products?

We are always happy to take your call at +49 (571) 887-44222.