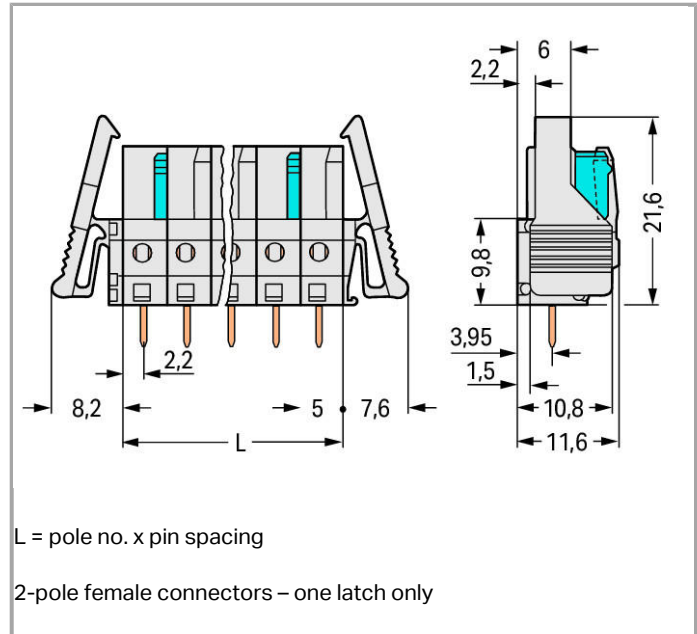


## Data sheet | Item number: 722-134/039-000

THT female header; 0.6 x 1.0 mm solder pin; straight; 100% protected against mismatching; Locking lever; Pin spacing 5 mm; 4-pole



[www.wago.com/722-134/039-000](http://www.wago.com/722-134/039-000)



### Item description

- Horizontal or vertical PCB mounting via straight or angled solder pins
- For board-to-board and board-to-wire connections
- Touch-proof PCB outputs
- Easy-to-identify PCB inputs and outputs
- 100 % protected against mismatching
- With coding fingers

Other variants can be requested via the WAGO sales department or, if necessary, configured at <https://configurator.wago.com/>: 3.8 mm pin projection for male headers with straight solder pins, Gold-plated or partially gold-plated contact surfaces, Other pole numbers

### Data

#### Electrical data



### Ratings per IEC/EN 60664-1

|                                 |   |
|---------------------------------|---|
| Rated voltage (III / 3)         | 320 V   |
| Rated impulse voltage (III / 3) | 4 kV  |
| Rated voltage (III / 2)         | 320 V   |
| Rated impulse voltage (III / 2) | 4 kV  |
| Rated voltage (II / 2)          | 630 V   |
| Rated impulse voltage (II / 2)  | 4 kV  |
| Rated current                   | 12 A  |
| Legend (ratings)                | (III / 2) ≙ Overvoltage category III / Pollution degree 2 |

### Approvals per UL 1059

|                                |       |
|--------------------------------|-------|
| Rated voltage UL (Use Group B) | 300 V |
| Rated current UL (Use Group B) | 15 A  |
| Rated voltage UL (Use Group D) | 300 V |
| Rated current UL (Use Group D) | 10 A  |

### Approvals per CSA

|                                 |       |
|---------------------------------|-------|
| Rated voltage CSA (Use Group B) | 300 V |
| Rated current CSA (Use Group B) | 15 A  |
| Rated voltage CSA (Use Group D) | 300 V |
| Rated current CSA (Use Group D) | 10 A  |

### Connection data

|                            |   |
|----------------------------|---|
| No. of poles               | 4 |
| Total number of potentials | 4 |
| Number of levels           | 1 |

### Geometrical Data

|                                   |                          |
|-----------------------------------|--------------------------|
| Pin spacing                       | 5 mm (0.197 inch)        |
| Width                             | 35.8 mm / 1.409 inch     |
| Height                            | 26.6 mm / 1.047 inch     |
| Height from the surface           | 21.6 mm / 0.85 inch      |
| Depth                             | 11.6 mm / 0.457 inch     |
| Solder pin length                 | 5 mm                     |
| Solder pin dimensions             | 0.6 x 1 mm               |
| Drilled hole diameter (tolerance) | 1.3 <sup>(+0.1)</sup> mm |

### Plug connection

|                                    |                         |
|------------------------------------|-------------------------|
| Contact type (pluggable connector) | Female connector/socket |
|------------------------------------|-------------------------|

|                               |               |
|-------------------------------|---------------|
| Connector connection type     | for PCBs      |
| Mismating protection          | Yes           |
| Mating direction to the PCB   | 90°           |
| Locking of plug-in connection | locking lever |

### PCB contact

|                                     |   |
|-------------------------------------|---|
| PCB contact                         | THT                                       |
| Solder pin arrangement              | over the entire female connector, in line |
| Number of solder pins per potential | 1   |

### Material Data

|                             |                      |
|-----------------------------|----------------------|
| Color                       | light gray           |
| Material group              | I                    |
| Insulating material         | Polyamide 66 (PA 66) |
| Flammability class per UL94 | V0                   |
| Contact material            | Copper alloy         |
| Contact plating             | tin-plated           |
| Fire load                   | 0.089 MJ             |
| Weight                      | 4.7 g                |

### Environmental Requirements

|                         |                |
|-------------------------|----------------|
| Limit temperature range | -60 ... +85 °C |
|-------------------------|----------------|

### Commercial data

|                    |                        |
|--------------------|------------------------|
| Country of origin  | DE                     |
| GTIN               | 4044918626675          |
| Customs Tariff No. | 85366990990            |
| Product Group      | 3 (Multi Conn. System) |




### Approvals / Certificates

#### UL-Approvals

| Logo   | Approval                            | Certificate name |
|--|-------------------------------------|------------------|
|  | UL<br>UL International Germany GmbH | E45172           |
|  | UR<br>UL International Germany GmbH | E45171           |

## Compatible products

### check

|  |  |  |
|--|--|--|
|  | <b>Item no.: 210-136</b><br>Test plug; 2 mm Ø; with 500 mm cable                               | <a href="http://www.wago.com/210-136">www.wago.com/210-136</a> |
|  | <b>Item no.: 210-137</b><br>Test plug; 2.3 mm Ø; with 500 mm cable                             | <a href="http://www.wago.com/210-137">www.wago.com/210-137</a> |
|  | <b>Item no.: 231-661</b><br>Test plugs for female connectors; for 5 mm and 5.08 mm pin spacing | <a href="http://www.wago.com/231-661">www.wago.com/231-661</a> |

## Marking accessories

|  |  |  |
|--|--|--|
|  | <b>Item no.: 210-833</b><br>Marking strips; on reel; 6 mm wide; plain; Self-adhesive | <a href="http://www.wago.com/210-833">www.wago.com/210-833</a> |
|  | <b>Item no.: 210-834</b><br>Marking strips; on reel; 5 mm wide; plain; Self-adhesive | <a href="http://www.wago.com/210-834">www.wago.com/210-834</a> |

## Downloads

### smartDATA

#### PCB libraries

|  |                      |               |          |
|--|----------------------|---------------|----------|
| EAGLE Library for WAGO Pluggable PCB Connectors (MULTI CONNECTION SYSTEM)<br>Compatible with EAGLE PCB Design Software Version 6.x or higher | 2.1<br>Nov 17, 2017  | ZIP<br>6.2 MB | Download |
| DesignSpark Library for WAGO Pluggable PCB Connectors (MULTI CONNECTION SYSTEM)<br>Compatible with DesignSpark PCB Version 4.x or higher     | 2.1<br>Oct 6, 2014   | ZIP<br>6.1 MB | Download |
| TARGET Library for WAGO Pluggable PCB Connectors (Multi-Connection System)<br>Compatible with TARGET PCB Design Software Version 17.x        | 1.1.0<br>Oct 6, 2014 | ZIP<br>7.4 MB | Download |

#### CAD data

|                             |     |          |
|-----------------------------|-----|----------|
| 3D Download 722-134/039-000 | URL | Download |
|-----------------------------|-----|----------|

Subject to changes.