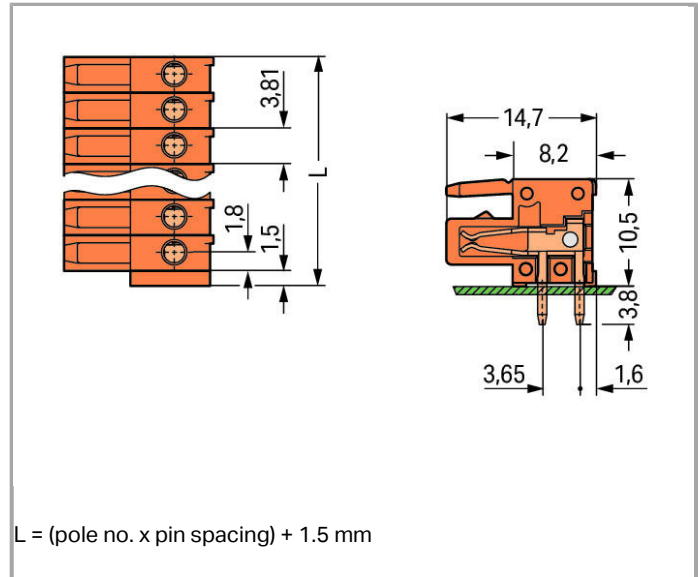


Data sheet | Item number: 734-570

THT female header; 0.9 x 0.9 mm solder pin; angled; 100% protected against mismatching; Pin spacing 3.81 mm; 10-pole

www.wago.com/734-570



RoHS
Compliant

BOMcheck.net

Color: ■

Item description

- Horizontal or vertical PCB mounting via straight or angled solder pins
- Integrated test ports for 2 mm Ø test plugs
- For board-to-board and board-to-wire connections
- Touch-proof PCB outputs
- Easy-to-identify inputs and outputs
- 100% protected against mismatching
- Coding via coding fingers

Other variants can be requested via the WAGO sales department or, if necessary, configured at <https://configurator.wago.com/>: Gold-plated or partially gold-plated contact surfaces, Other pole numbers

Data

Electrical data



Ratings per IEC/EN 60664-1

Rated voltage (III / 3)	160 V
Rated impulse voltage (III / 3)	2.5 kV
Rated voltage (III / 2)	160 V
Rated impulse voltage (III / 2)	2.5 kV
Rated voltage (II / 2)	320 V
Rated impulse voltage (II / 2)	2.5 kV
Rated current	10 A
Legend (ratings)	(III / 2) ≙ Overvoltage category III / Pollution degree 2

Approvals per UL 1059

Rated voltage UL (Use Group B)	300 V
Rated current UL (Use Group B)	10 A
Rated voltage UL (Use Group D)	300 V
Rated current UL (Use Group D)	10 A

Connection data

No. of poles	10
Total number of connection points	10
Total number of potentials	10
Number of levels	1

Geometrical Data

Pin spacing	3.81 mm (0.15 inch)
Width	39.6 mm / 1.559 inch
Height	14.3 mm / 0.563 inch
Height from the surface	10.5 mm / 0.413 inch
Depth	14.65 mm / 0.577 inch
Solder pin length	3.8 mm
Solder pin dimensions	0.9 x 0.9 mm
Drilled hole diameter (tolerance)	1.4 ^(+0.1) mm

Plug connection

Contact type (pluggable connector)	Female connector/socket
Connector connection type	for PCBs
Mismating protection	Yes
Mating direction to the PCB	0°

PCB contact

PCB contact	THT
Solder pin arrangement	over the entire female connector, in line
Number of solder pins per potential	1

Material Data

Color	orange
Material group	I
Insulating material	Polyamide 66 (PA 66)
Flammability class per UL94	V0
Contact material	Copper alloy
Contact plating	tin-plated
Fire load	0.113 MJ
Weight	6.11 g

Environmental Requirements


Limit temperature range	-60 ... +100 °C
-------------------------	-----------------

Commercial data


Country of origin	DE
GTIN	4045454120962
Customs Tariff No.	85366990990
Product Group	3 (Multi Conn. System)

Approvals / Certificates

Ship Approvals

Logo	Approval	Certificate name
	DNV GL Det Norske Veritas, Germanischer Lloyd	TAE000016Z

UL-Approvals

Logo	Approval	Certificate name
	UL UL International Germany GmbH	E45171
	UR Underwriters Laboratories Inc.	E45172



Downloads

smartDATA

CAD data

3D Download 734-570

URL

Download

PCB libraries

DesignSpark Library for WAGO Pluggable PCB Connectors (MULTI CONNECTION SYSTEM)

2.1

Oct 6, 2014

ZIP

6.1 MB

Download

Compatible with DesignSpark PCB Version 4.x or higher

TARGET Library for WAGO Pluggable PCB Connectors (Multi-Connection System)

1.1.0

Oct 6, 2014

ZIP

7.4 MB

Download

Compatible with TARGET PCB Design Software Version 17.x

EAGLE Library for WAGO Pluggable PCB Connectors (MULTI CONNECTION SYSTEM)

2.1

Nov 17, 2017

ZIP

6.2 MB

Download

Compatible with EAGLE PCB Design Software Version 6.x or higher

Subject to changes.

WAGO Kontakttechnik GmbH & Co. KG

Hansastr. 27

32423 Minden

Phone: +49571 887-0 | Fax: +49571 887-169

Email: info.de@wago.com | Web: www.wago.com

Do you have any questions about our products?

We are always happy to take your call at +49 (571) 887-44222.