


## Data sheet | Item number: 745-206

PCB terminal block; 4 mm<sup>2</sup>; Pin spacing 10 mm; 6-pole; CAGE CLAMP®; commoning option

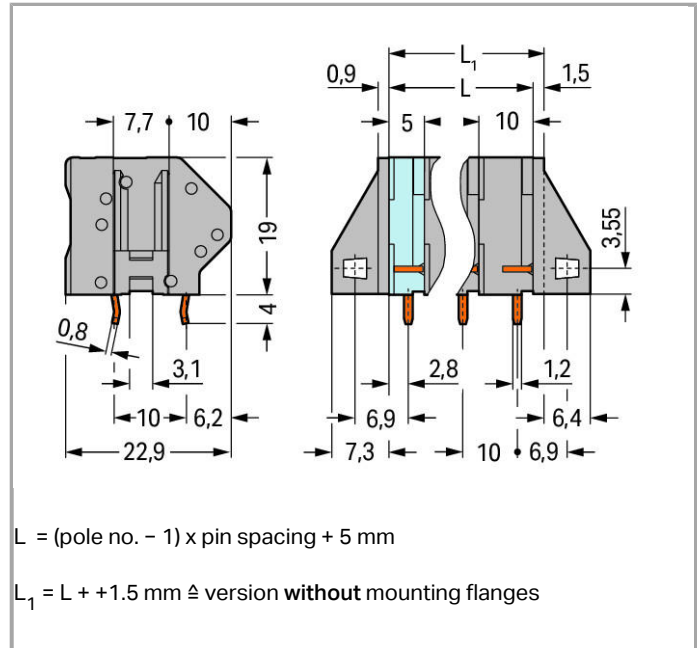
[www.wago.com/745-206](http://www.wago.com/745-206)



RoHS  Compliant

BOMcheck.net

Color: ■



### Item description

- PCB terminal strips with screwdriver-actuated CAGE CLAMP®
- Versions with Ex approval
- Common and distribute potentials via comb-style jumper bars
- Double solder pins for high mechanical stability
- Custom color combinations
- Integrated testing tap
- Marker slot for Mini-WSB markers

Other variants can be requested via the WAGO sales department or, if necessary, configured at <https://configurator.wago.com/>: Direct marking, Mixed-color terminal strips, Other colors, Other pole numbers, Versions for Ex e II and Ex i, Versions with mounting flanges

### Data

#### Electrical data

#### Ratings per IEC/EN 60664-1

|                                 |       |
|---------------------------------|-------|
| Rated voltage (III / 3)         | 630 V |
| Rated impulse voltage (III / 3) | 8 kV  |



|                                 |   |
|---------------------------------|---|
| Rated voltage (III / 2)         | 1000 V  |
| Rated impulse voltage (III / 2) | 8 kV  |
| Rated voltage (II / 2)          | 1000 V  |
| Rated impulse voltage (II / 2)  | 8 kV  |
| Rated current                   | 32 A  |
| Legend (ratings)                | (III / 2) ≙ Overvoltage category III / Pollution degree 2 |

### Approvals per UL 1059

|                                |       |
|--------------------------------|-------|
| Rated voltage UL (Use Group B) | 300 V |
| Rated current UL (Use Group B) | 20 A  |
| Rated voltage UL (Use Group C) | 150 V |
| Rated current UL (Use Group C) | 20 A  |
| Rated voltage UL (Use Group D) | 300 V |
| Rated current UL (Use Group D) | 10 A  |

### Approvals per CSA

|                                 |       |
|---------------------------------|-------|
| Rated voltage CSA (Use Group B) | 300 V |
| Rated current CSA (Use Group B) | 20 A  |
| Rated voltage CSA (Use Group C) | 150 V |
| Rated current CSA (Use Group C) | 20 A  |
| Rated voltage CSA (Use Group D) | 300 V |
| Rated current CSA (Use Group D) | 10 A  |

### Connection data

|   |  |
|---|--|
| Connection technology                                       | CAGE CLAMP®                                |
| Actuation type  | Operating tool                             |
| Solid conductor   | 0.08 ... 4 mm <sup>2</sup> / 28 ... 12 AWG |
| Fine-stranded conductor                                     | 0.08 ... 4 mm <sup>2</sup> / 28 ... 12 AWG |
| Fine-stranded conductor with ferrule with plastic collar    | 0.25 ... 2.5 mm <sup>2</sup>               |
| Fine-stranded conductor with ferrule without plastic collar | 0.25 ... 2.5 mm <sup>2</sup>               |
| Strip length  | 8 ... 9 mm / 0.31 ... 0.35 Inch            |
| Conductor entry angle to the PCB                            | 45°  |
| No. of poles  | 6  |
| Total number of connection points                           | 6  |
| Total number of potentials                                  | 6  |
| Number of connection types                                  | 1  |
| Number of levels  | 1  |
| Number of jumper slots                                      | 1  |



## Geometrical Data

|                                   |                          |
|-----------------------------------|--------------------------|
| Pin spacing                       | 10 mm (0.394 inch)       |
| Width                             | 56.5 mm / 2.224 inch     |
| Height                            | 23 mm / 0.906 inch       |
| Height from the surface           | 19 mm / 0.748 inch       |
| Depth                             | 22.9 mm / 0.902 inch     |
| Solder pin length                 | 4 mm                     |
| Solder pin dimensions             | 0.8 x 1.2 mm             |
| Drilled hole diameter (tolerance) | 1.5 <sup>(+0.1)</sup> mm |

## PCB contact

|                                     |   |
|-------------------------------------|---|
| PCB contact                         | THT                                     |
| Solder pin arrangement              | over the entire terminal strip, in line |
| Number of solder pins per potential | 2                                       |

## Material Data

|                             |                                   |
|-----------------------------|-----------------------------------|
| Color                       | gray                              |
| Material group              | I                                 |
| Insulating material         | Polyamide 66 (PA 66)              |
| Flammability class per UL94 | V0                                |
| Clamping spring material    | Chrome nickel spring steel (CrNi) |
| Contact material            | Electrolytic copper (Ecu)         |
| Contact plating             | tin-plated                        |
| Fire load                   | 0.356 MJ                          |
| Weight                      | 17.482 g                          |

## Environmental Requirements

|                         |                 |
|-------------------------|-----------------|
| Limit temperature range | -60 ... +105 °C |
|-------------------------|-----------------|

## Commercial data

|                    |                     |
|--------------------|---------------------|
| Country of origin  | PL                  |
| GTIN               | 4044918671354       |
| Customs Tariff No. | 85369010000         |
| Product Group      | 4 (Printed Circuit) |

## Approvals / Certificates

### Country specific Approvals

| Logo | Approval | Certificate name |
|------|----------|------------------|
|      |          |                  |



CCA  
DEKRA Certification B.V.

NTR NL-7095



CCA  
DEKRA Certification B.V.

2160584.15




























CSA  
DEKRA Certification B.V.
















1604421

## Compatible products

### Marking accessories

|   |  |  |
|---|--|--|
|    | <b>Item no.: 2009-115</b><br>WMB-Inline; for smartPRINTER; on reel; stretchable 5 - 5.2 mm; plain; snap-on type              | <a href="http://www.wago.com/2009-115">www.wago.com/2009-115</a>                 |
|    | <b>Item no.: 2009-115/000-002</b><br>WMB-Inline; for smartPRINTER; on reel; stretchable 5 - 5.2 mm; plain; snap-on type      | <a href="http://www.wago.com/2009-115/000-002">www.wago.com/2009-115/000-002</a> |
|  | <b>Item no.: 2009-115/000-006</b><br>WMB-Inline; for smartPRINTER; on reel; stretchable 5 - 5.2 mm; plain; snap-on type      | <a href="http://www.wago.com/2009-115/000-006">www.wago.com/2009-115/000-006</a> |
|  | <b>Item no.: 2009-115/000-007</b><br>WMB-Inline; for smartPRINTER; on reel; stretchable 5 - 5.2 mm; plain; snap-on type      | <a href="http://www.wago.com/2009-115/000-007">www.wago.com/2009-115/000-007</a> |
|  | <b>Item no.: 2009-115/000-012</b><br>WMB-Inline; for smartPRINTER; on reel; stretchable 5 - 5.2 mm; plain; snap-on type      | <a href="http://www.wago.com/2009-115/000-012">www.wago.com/2009-115/000-012</a> |
|  | <b>Item no.: 2009-115/000-017</b><br>WMB-Inline; for smartPRINTER; on reel; stretchable 5 - 5.2 mm; plain; snap-on type      | <a href="http://www.wago.com/2009-115/000-017">www.wago.com/2009-115/000-017</a> |
|  | <b>Item no.: 2009-115/000-023</b><br>WMB-Inline; for smartPRINTER; on reel; stretchable 5 - 5.2 mm; plain; snap-on type      | <a href="http://www.wago.com/2009-115/000-023">www.wago.com/2009-115/000-023</a> |
|  | <b>Item no.: 2009-115/000-024</b><br>WMB-Inline; for smartPRINTER; on reel; stretchable 5 - 5.2 mm; plain; snap-on type      | <a href="http://www.wago.com/2009-115/000-024">www.wago.com/2009-115/000-024</a> |
|   | <b>Item no.: 2009-145</b><br>Mini-WSB Inline; for smartPRINTER; on reel; stretchable 5 - 5.2 mm; plain; snap-on type         | <a href="http://www.wago.com/2009-145">www.wago.com/2009-145</a>                 |
|   | <b>Item no.: 2009-145/000-002</b><br>Mini-WSB Inline; for smartPRINTER; on reel; stretchable 5 - 5.2 mm; plain; snap-on type | <a href="http://www.wago.com/2009-145/000-002">www.wago.com/2009-145/000-002</a> |

|  |  |   |
|--|--|---|
|    | <p><b>Item no.: 2009-145/000-005</b><br/>Mini-WSB Inline; for smartPRINTER; on reel; stretchable 5 - 5.2 mm; plain; snap-on type</p> | <p><a href="http://www.wago.com/2009-145/000-005">www.wago.com/2009-145/000-005</a></p> |
|    | <p><b>Item no.: 2009-145/000-006</b><br/>Mini-WSB Inline; for smartPRINTER; on reel; stretchable 5 - 5.2 mm; plain; snap-on type</p> | <p><a href="http://www.wago.com/2009-145/000-006">www.wago.com/2009-145/000-006</a></p> |
|    | <p><b>Item no.: 2009-145/000-007</b><br/>Mini-WSB Inline; for smartPRINTER; on reel; stretchable 5 - 5.2 mm; plain; snap-on type</p> | <p><a href="http://www.wago.com/2009-145/000-007">www.wago.com/2009-145/000-007</a></p> |
|    | <p><b>Item no.: 2009-145/000-012</b><br/>Mini-WSB Inline; for smartPRINTER; on reel; stretchable 5 - 5.2 mm; plain; snap-on type</p> | <p><a href="http://www.wago.com/2009-145/000-012">www.wago.com/2009-145/000-012</a></p> |
|    | <p><b>Item no.: 2009-145/000-023</b><br/>Mini-WSB Inline; for smartPRINTER; on reel; stretchable 5 - 5.2 mm; plain; snap-on type</p> | <p><a href="http://www.wago.com/2009-145/000-023">www.wago.com/2009-145/000-023</a></p> |
|    | <p><b>Item no.: 2009-145/000-024</b><br/>Mini-WSB Inline; on reel; stretchable 5 - 5.2 mm; plain; snap-on type</p>                   | <p><a href="http://www.wago.com/2009-145/000-024">www.wago.com/2009-145/000-024</a></p> |
|    | <p><b>Item no.: 248-501</b><br/>Miniature WSB Quick marking system; plain; Marker width 5 mm; 10 strips with 10 markers per card</p> | <p><a href="http://www.wago.com/248-501">www.wago.com/248-501</a></p>                   |
|   | <p><b>Item no.: 248-501/000-002</b><br/>Mini-WSB marking card; as card; not stretchable; plain; snap-on type</p>                     | <p><a href="http://www.wago.com/248-501/000-002">www.wago.com/248-501/000-002</a></p>   |
|  | <p><b>Item no.: 248-501/000-005</b><br/>Mini-WSB marking card; as card; plain; snap-on type</p>                                      | <p><a href="http://www.wago.com/248-501/000-005">www.wago.com/248-501/000-005</a></p>   |
|  | <p><b>Item no.: 248-501/000-006</b><br/>Mini-WSB marking card; as card; not stretchable; plain; snap-on type</p>                     | <p><a href="http://www.wago.com/248-501/000-006">www.wago.com/248-501/000-006</a></p>   |
|  | <p><b>Item no.: 248-501/000-007</b><br/>Mini-WSB marking card; as card; not stretchable; plain; snap-on type</p>                     | <p><a href="http://www.wago.com/248-501/000-007">www.wago.com/248-501/000-007</a></p>   |
|  | <p><b>Item no.: 248-501/000-012</b><br/>Mini-WSB marking card; as card; not stretchable; plain; snap-on type</p>                     | <p><a href="http://www.wago.com/248-501/000-012">www.wago.com/248-501/000-012</a></p>   |
|  | <p><b>Item no.: 248-501/000-017</b><br/>Mini-WSB marking card; as card; not stretchable; plain; snap-on type</p>                     | <p><a href="http://www.wago.com/248-501/000-017">www.wago.com/248-501/000-017</a></p>   |
|  | <p><b>Item no.: 248-501/000-023</b><br/>Mini-WSB marking card; as card; not stretchable; plain; snap-on type</p>                     | <p><a href="http://www.wago.com/248-501/000-023">www.wago.com/248-501/000-023</a></p>   |
|  | <p><b>Item no.: 248-501/000-024</b><br/>Mini-WSB marking card; as card; not stretchable; plain; snap-on type</p>                     | <p><a href="http://www.wago.com/248-501/000-024">www.wago.com/248-501/000-024</a></p>   |

|  |   |  |
|--|---|--|
|    | <b>Item no.: 793-501</b><br>WMB marking card; as card; not stretchable; plain; snap-on type   | <a href="http://www.wago.com/793-501">www.wago.com/793-501</a>                   |
|    | <b>Item no.: 793-501/000-002</b><br>WMB marking card; as card; not stretchable; plain; snap-on type   | <a href="http://www.wago.com/793-501/000-002">www.wago.com/793-501/000-002</a>   |
|    | <b>Item no.: 793-501/000-005</b><br>WMB marking card; as card; not stretchable; plain; snap-on type   | <a href="http://www.wago.com/793-501/000-005">www.wago.com/793-501/000-005</a>   |
|    | <b>Item no.: 793-501/000-006</b><br>WMB marking card; as card; not stretchable; plain; snap-on type   | <a href="http://www.wago.com/793-501/000-006">www.wago.com/793-501/000-006</a>   |
|    | <b>Item no.: 793-501/000-007</b><br>WMB marking card; as card; not stretchable; plain; snap-on type   | <a href="http://www.wago.com/793-501/000-007">www.wago.com/793-501/000-007</a>   |
|    | <b>Item no.: 793-501/000-012</b><br>WMB marking card; as card; not stretchable; plain; snap-on type   | <a href="http://www.wago.com/793-501/000-012">www.wago.com/793-501/000-012</a>   |
|    | <b>Item no.: 793-501/000-017</b><br>WMB marking card; as card; not stretchable; plain; snap-on type   | <a href="http://www.wago.com/793-501/000-017">www.wago.com/793-501/000-017</a>   |
|  | <b>Item no.: 793-501/000-023</b><br>WMB marking card; as card; not stretchable; plain; snap-on type   | <a href="http://www.wago.com/793-501/000-023">www.wago.com/793-501/000-023</a>   |
|  | <b>Item no.: 793-501/000-024</b><br>WMB marking card; as card; not stretchable; plain; snap-on type   | <a href="http://www.wago.com/793-501/000-024">www.wago.com/793-501/000-024</a>   |
|  | <b>Item no.: 793-5501</b><br>WMB marking card; as card; for terminal block width 5 - 17.5 mm; stretchable 5 - 5.2 mm; plain; snap-on type         | <a href="http://www.wago.com/793-5501">www.wago.com/793-5501</a>                 |
|  | <b>Item no.: 793-5501/000-002</b><br>WMB marking card; as card; for terminal block width 5 - 17.5 mm; stretchable 5 - 5.2 mm; plain; snap-on type | <a href="http://www.wago.com/793-5501/000-002">www.wago.com/793-5501/000-002</a> |
|  | <b>Item no.: 793-5501/000-005</b><br>WMB marking card; as card; stretchable 5 - 5.2 mm; plain; snap-on type                                       | <a href="http://www.wago.com/793-5501/000-005">www.wago.com/793-5501/000-005</a> |
|  | <b>Item no.: 793-5501/000-006</b><br>WMB marking card; as card; stretchable 5 - 5.2 mm; plain; snap-on type                                       | <a href="http://www.wago.com/793-5501/000-006">www.wago.com/793-5501/000-006</a> |
|  | <b>Item no.: 793-5501/000-007</b><br>WMB marking card; as card; stretchable 5 - 5.2 mm; plain; snap-on type                                       | <a href="http://www.wago.com/793-5501/000-007">www.wago.com/793-5501/000-007</a> |
|  | <b>Item no.: 793-5501/000-012</b><br>WMB marking card; as card; stretchable 5 - 5.2 mm; plain; snap-on type                                       | <a href="http://www.wago.com/793-5501/000-012">www.wago.com/793-5501/000-012</a> |



**Item no.: 793-5501/000-017**  
WMB marking card; as card; stretchable 5 - 5.2 mm; plain; snap-on type

[www.wago.com/793-5501/000-017](http://www.wago.com/793-5501/000-017)



**Item no.: 793-5501/000-023**  
WMB marking card; as card; stretchable 5 - 5.2 mm; plain; snap-on type

[www.wago.com/793-5501/000-023](http://www.wago.com/793-5501/000-023)



**Item no.: 793-5501/000-024**  
WMB marking card; as card; stretchable 5 - 5.2 mm; plain; snap-on type

[www.wago.com/793-5501/000-024](http://www.wago.com/793-5501/000-024)

check



**Item no.: 210-136**  
Test plug; 2 mm Ø; with 500 mm cable

[www.wago.com/210-136](http://www.wago.com/210-136)



**Item no.: 210-137**  
Test plug; 2.3 mm Ø; with 500 mm cable

[www.wago.com/210-137](http://www.wago.com/210-137)

tools



**Item no.: 210-657**  
Operating tool with partially insulated shaft; Blade (3.5 x 0.5) mm; short

[www.wago.com/210-657](http://www.wago.com/210-657)



**Item no.: 210-658**  
Operating tool with partially insulated shaft; Blade (3.5 x 0.5) mm; short; angled

[www.wago.com/210-658](http://www.wago.com/210-658)



**Item no.: 210-720**  
Operating tool with partially insulated shaft; Type 2, blade (3.5 x 0.5) mm

[www.wago.com/210-720](http://www.wago.com/210-720)

ferrule



**Item no.: 216-106**  
Ferrule; Sleeve for 2.5 mm<sup>2</sup> / AWG 14; uninsulated; electro-tin plated

[www.wago.com/216-106](http://www.wago.com/216-106)



**Item no.: 216-121**  
Ferrule; Sleeve for 0.5 mm<sup>2</sup> / AWG 22; uninsulated; electro-tin plated

[www.wago.com/216-121](http://www.wago.com/216-121)



**Item no.: 216-122**  
Ferrule; Sleeve for 0.75 mm<sup>2</sup> / AWG 20; uninsulated; electro-tin plated

[www.wago.com/216-122](http://www.wago.com/216-122)



**Item no.: 216-123**  
Ferrule; Sleeve for 1 mm<sup>2</sup> / AWG 18; uninsulated; electro-tin plated

[www.wago.com/216-123](http://www.wago.com/216-123)



**Item no.: 216-124**  
Ferrule; Sleeve for 1.5 mm<sup>2</sup> / AWG 16; uninsulated; electro-tin plated

[www.wago.com/216-124](http://www.wago.com/216-124)



**Item no.: 216-131**  
Ferrule; Sleeve for 0.25 mm<sup>2</sup> / AWG 24; uninsulated; electro-tin plated

[www.wago.com/216-131](http://www.wago.com/216-131)



**Item no.: 216-132**  
Ferrule; Sleeve for 0.34 mm<sup>2</sup> / AWG 24; uninsulated; electro-tin plated



[www.wago.com/216-132](http://www.wago.com/216-132)







**Item no.: 216-141**  
Ferrule; Sleeve for 0.5 mm<sup>2</sup> / AWG 22; uninsulated; electro-tin plated; electrolytic copper; gastight crimped; acc. to DIN 46228, Part 1/08.92

[www.wago.com/216-141](http://www.wago.com/216-141)



**Item no.: 216-142**

|   |   |  |
|---|---|--|
|    | Ferrule; Sleeve for 0.75 mm <sup>2</sup> / AWG 20; uninsulated; electro-tin plated; electrolytic copper; gastight crimped; acc. to DIN 46228, Part 1/08.92                            | <a href="http://www.wago.com/216-142">www.wago.com/216-142</a> |
|    | <b>Item no.: 216-143</b><br>Ferrule; Sleeve for 1 mm <sup>2</sup> / AWG 18; uninsulated; electro-tin plated; electrolytic copper; gastight crimped; acc. to DIN 46228, Part 1/08.92   | <a href="http://www.wago.com/216-143">www.wago.com/216-143</a> |
|    | <b>Item no.: 216-144</b><br>Ferrule; Sleeve for 1.5 mm <sup>2</sup> / AWG 16; uninsulated; electro-tin plated; electrolytic copper; gastight crimped; acc. to DIN 46228, Part 1/08.92 | <a href="http://www.wago.com/216-144">www.wago.com/216-144</a> |
|    | <b>Item no.: 216-151</b><br>Ferrule; Sleeve for 0.25 mm <sup>2</sup> / AWG 24; uninsulated; electro-tin plated  | <a href="http://www.wago.com/216-151">www.wago.com/216-151</a> |
|    | <b>Item no.: 216-152</b><br>Ferrule; Sleeve for 0.34 mm <sup>2</sup> / AWG 24; uninsulated; electro-tin plated  | <a href="http://www.wago.com/216-152">www.wago.com/216-152</a> |
|    | <b>Item no.: 216-221</b><br>Ferrule; Sleeve for 0.5 mm <sup>2</sup> / AWG 22; insulated; electro-tin plated   | <a href="http://www.wago.com/216-221">www.wago.com/216-221</a> |
|    | <b>Item no.: 216-222</b><br>Ferrule; Sleeve for 0.75 mm <sup>2</sup> / AWG 20; insulated; electro-tin plated  | <a href="http://www.wago.com/216-222">www.wago.com/216-222</a> |
|    | <b>Item no.: 216-223</b><br>Ferrule; Sleeve for 1 mm <sup>2</sup> / AWG 18; insulated; electro-tin plated   | <a href="http://www.wago.com/216-223">www.wago.com/216-223</a> |
|   | <b>Item no.: 216-224</b><br>Ferrule; Sleeve for 1.5 mm <sup>2</sup> / AWG 16; insulated; electro-tin plated   | <a href="http://www.wago.com/216-224">www.wago.com/216-224</a> |
|  | <b>Item no.: 216-241</b><br>Ferrule; Sleeve for 0.5 mm <sup>2</sup> / AWG 22; insulated; electro-tin plated; electrolytic copper; gastight crimped; acc. to DIN 46228, Part 4/09.90   | <a href="http://www.wago.com/216-241">www.wago.com/216-241</a> |
|  | <b>Item no.: 216-242</b><br>Ferrule; Sleeve for 0.75 mm <sup>2</sup> / AWG 20; insulated; electro-tin plated; electrolytic copper; gastight crimped; acc. to DIN 46228, Part 4/09.90  | <a href="http://www.wago.com/216-242">www.wago.com/216-242</a> |
|  | <b>Item no.: 216-243</b><br>Ferrule; Sleeve for 1 mm <sup>2</sup> / AWG 18; insulated; electro-tin plated; electrolytic copper; gastight crimped; acc. to DIN 46228, Part 4/09.90     | <a href="http://www.wago.com/216-243">www.wago.com/216-243</a> |
|  | <b>Item no.: 216-244</b><br>Ferrule; Sleeve for 1.5 mm <sup>2</sup> / AWG 16; insulated; electro-tin plated; electrolytic copper; gastight crimped; acc. to DIN 46228, Part 4/09.90   | <a href="http://www.wago.com/216-244">www.wago.com/216-244</a> |
|  | <b>Item no.: 216-246</b><br>Ferrule; Sleeve for 2.5 mm <sup>2</sup> / AWG 14; insulated; electro-tin plated; electrolytic copper; gastight crimped; acc. to DIN 46228, Part 4/09.90   | <a href="http://www.wago.com/216-246">www.wago.com/216-246</a> |
|  | <b>Item no.: 216-262</b><br>Ferrule; Sleeve for 0.75 mm <sup>2</sup> / AWG 20; insulated; electro-tin plated; electrolytic copper; gastight crimped; acc. to DIN 46228, Part 4/09.90  | <a href="http://www.wago.com/216-262">www.wago.com/216-262</a> |
|  | <b>Item no.: 216-263</b><br>Ferrule; Sleeve for 1 mm <sup>2</sup> / AWG 18; insulated; electro-tin plated; electrolytic copper; gastight crimped; acc. to DIN 46228, Part 4/09.90     | <a href="http://www.wago.com/216-263">www.wago.com/216-263</a> |
|  | <b>Item no.: 216-264</b><br>Ferrule; Sleeve for 1.5 mm <sup>2</sup> / AWG 16; insulated; electro-tin plated; electrolytic copper; gastight crimped; acc. to DIN 46228, Part 4/09.90   | <a href="http://www.wago.com/216-264">www.wago.com/216-264</a> |
|  | <b>Item no.: 216-266</b><br>Ferrule; Sleeve for 2.5 mm <sup>2</sup> / AWG 14; insulated; electro-tin plated; electrolytic copper; gastight crimped; acc. to DIN 46228, Part 4/09.90   | <a href="http://www.wago.com/216-266">www.wago.com/216-266</a> |
|   | <b>Item no.: 216-284</b>  |  |



|  |   |  |
|--|---|--|
|  | Ferrule; Sleeve for 1.5 mm <sup>2</sup> / AWG 16; insulated; electro-tin plated; electrolytic copper; gastight crimped; acc. to DIN 46228, Part 4/09.90                             | <a href="http://www.wago.com/216-284">www.wago.com/216-284</a> |
|  | <b>Item no.: 216-286</b><br>Ferrule; Sleeve for 2.5 mm <sup>2</sup> / AWG 14; insulated; electro-tin plated; electrolytic copper; gastight crimped; acc. to DIN 46228, Part 4/09.90 | <a href="http://www.wago.com/216-286">www.wago.com/216-286</a> |
|  | <b>Item no.: 216-321</b><br>Ferrule; Sleeve for 0.25 mm <sup>2</sup> / AWG 24; insulated; electro-tin plated  | <a href="http://www.wago.com/216-321">www.wago.com/216-321</a> |
|  | <b>Item no.: 216-322</b><br>Ferrule; Sleeve for 0.34 mm <sup>2</sup> / AWG 24; insulated; electro-tin plated  | <a href="http://www.wago.com/216-322">www.wago.com/216-322</a> |

**Jumper**

|   |  |  |
|---|--|--|
|   | <b>Item no.: 745-281</b><br>Comb-style jumper bar; from 1 to 3 | <a href="http://www.wago.com/745-281">www.wago.com/745-281</a> |
|   | <b>Item no.: 745-282</b><br>Comb-style jumper bar; 2-way       | <a href="http://www.wago.com/745-282">www.wago.com/745-282</a> |
|   | <b>Item no.: 745-283</b><br>Comb-style jumper bar; 3-way       | <a href="http://www.wago.com/745-283">www.wago.com/745-283</a> |
|   | <b>Item no.: 745-284</b><br>Comb-style jumper bar; 4-way       | <a href="http://www.wago.com/745-284">www.wago.com/745-284</a> |
|  | <b>Item no.: 745-285</b><br>Comb-style jumper bar; 5-way       | <a href="http://www.wago.com/745-285">www.wago.com/745-285</a> |

**Downloads**

**smartDATA**

**CAD data**

|                     |     |          |
|---------------------|-----|----------|
| 3D Download 745-206 | URL | Download |
|---------------------|-----|----------|

**PCB libraries**

|   |                      |                |          |
|---|----------------------|----------------|----------|
| DesignSpark Library for WAGO PCB Terminal Blocks<br>Compatible with DesignSpark PCB Version 4.x or higher     | 2.1<br>Oct 6, 2014   | ZIP<br>22.5 MB | Download |
| TARGET Library for WAGO PCB Terminal Blocks<br>Compatible with TARGET PCB Design Software Version 17.x        | 1.1.0<br>Oct 6, 2014 | ZIP<br>27.1 MB | Download |
| EAGLE Library for WAGO PCB Terminal Blocks<br>Compatible with EAGLE PCB Design Software Version 6.x or higher | 2.1<br>Nov 17, 2017  | ZIP<br>23.9 MB | Download |



Subject to changes.

---

WAGO Kontakttechnik GmbH & Co. KG  
Hansastr. 27  
32423 Minden  
Phone: +49571 887-0 | Fax: +49571 887-169  
Email: [info.de@wago.com](mailto:info.de@wago.com) | Web: [www.wago.com](http://www.wago.com)

Do you have any questions about our products?  
We are always happy to take your call at +49 (571) 887-44222.