

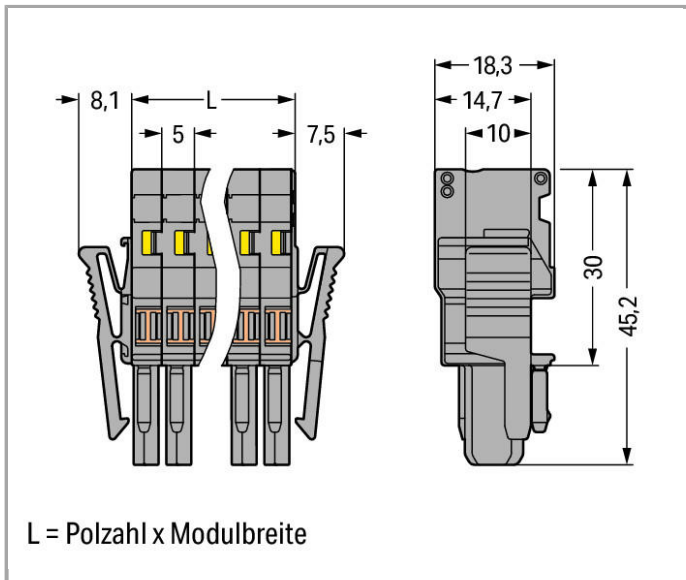


Data sheet | Item number: 769-102/021-000

1-conductor female plug; Locking lever; 4 mm²; 2-pole

www.wago.com/769-102/021-000





Item description

According to EN 61984, pluggable connectors without current interrupting capacity shall not be mated and unmated when live or under load.

Data

Electrical data

Ratings per IEC/EN 60664-1

| | |
|---------------------------------|---|
| Rated voltage (III / 3) | 500 V |
| Rated impulse voltage (III / 3) | 6 kV |
| Rated current | 32 A |
| Legend (ratings) | (III / 3) ≙ Overvoltage category III / Pollution degree 3 |

Connection data

| | |
|-----------------------------------|--|
| Connection technology | CAGE CLAMP® |
| Actuation type | Operating tool |
| Connectable conductor materials | Copper Aluminum |
| Nominal cross section | 4 mm ² |
| Solid conductor | 0.08 ... 4 mm ² / 28 ... 12 AWG |
| Fine-stranded conductor | 0.08 ... 4 mm ² / 28 ... 12 AWG |
| Strip length | 8 ... 9 mm / 0.31 ... 0.35 Inch |
| No. of poles | 2 |
| Total number of connection points | 2 |
| Total number of potentials | 2 |
| Type of wiring | Front-entry wiring |

Geometrical Data

| | |
|--------|----------------------|
| Width | 25.6 mm / 1.008 inch |
| Height | 45.2 mm / 1.78 inch |
| Depth | 18.3 mm / 0.72 inch |

Mechanical data

| | |
|---------------|--------------|
| Marking level | Side marking |
|---------------|--------------|

Plug connection

| | |
|------------------------------------|-------------------------|
| Contact type (pluggable connector) | Female connector/socket |
| Connector connection type | for conductors |

Material Data




| | |
|---------------------|----------------------|
| Color | gray |
| Insulating material | Polyamide 66 (PA 66) |
| Fire load | 0.157 MJ |
| Weight | 9.042 g |

Commercial data

| | |
|--------------------|-------------------|
| Country of origin | DE |
| GTIN | 4044918480697 |
| Customs Tariff No. | 85366990990 |
| Product Group | 18 (X-COM-System) |

Approvals / Certificates



Country specific Approvals

| Logo | Approval | Certificate name |
|--|---------------------------------------|------------------|
|  | CCA DEKRA Certification B.V. | NTR NL-7626 |
|  | CSA DEKRA Certification B.V. | 1101144 |
|  | KEMA/KEUR DEKRA Certification B.V. | 2190419.01 |

Ship Approvals




| Logo | Approval | Certificate name |
|--|---|------------------|
|  | ABS American Bureau of Shipping | 14-HG1293677-PDA |

UL-Approvals

| Logo | Approval | Certificate name |
|--|---|------------------|
|  | UR Underwriters Laboratories Inc. | E45171 |
|  | UR Underwriters Laboratories Inc. | E45172 |

Compatible products


Insulation stop

| | | |
|--|---|--|
|  | Item no.: 769-470 Insulation stop; 0.08 - 0.2 mm ² "s" (0.14 mm ² "f-st"); 5 pieces/strip | www.wago.com/769-470 |
|  | Item no.: 769-471 Insulation stop; 0.25 - 0.5 mm ² ; 5 pieces/strip | www.wago.com/769-471 |
|  | Item no.: 769-472 Insulation stop; 0.75 - 1 mm ² ; 5 pieces/strip | www.wago.com/769-472 |

General accessories

| | | |
|--|---|--|
|  | Item no.: 769-436 Jumper cover; for 1-conductor female plugs; for 5 poles | www.wago.com/769-436 |
|--|---|--|











Jumper

| | | |
|--|---|--|
|  | Item no.: 769-402 Miniature adjacent jumper; insulated; suitable for 1-conductor female plugs | www.wago.com/769-402 |
|--|---|--|







Locking lever



| | | |
|--|---|--|
|  | Item no.: 769-428 Locking lever | www.wago.com/769-428 |
|  | Item no.: 769-429 Locking lever | www.wago.com/769-429 |
|  | Item no.: 769-430 Locking lever | www.wago.com/769-430 |
|  | Item no.: 769-431 Locking lever | www.wago.com/769-431 |

ferrule


| | | |
|--|--|--|
|  | Item no.: 216-101 Ferrule; Sleeve for 0.5 mm ² / AWG 22; uninsulated; electro-tin plated | www.wago.com/216-101 |
|  | Item no.: 216-102 Ferrule; Sleeve for 0.75 mm ² / AWG 20; uninsulated; electro-tin plated | www.wago.com/216-102 |
|  | Item no.: 216-103 Ferrule; Sleeve for 1 mm ² / AWG 18; uninsulated; electro-tin plated | www.wago.com/216-103 |
|  | Item no.: 216-104 Ferrule; Sleeve for 1.5 mm ² / AWG 16; uninsulated; electro-tin plated | www.wago.com/216-104 |
|  | Item no.: 216-201 Ferrule; Sleeve for 0.5 mm ² / AWG 22; insulated; electro-tin plated | www.wago.com/216-201 |
|  | Item no.: 216-202 Ferrule; Sleeve for 0.75 mm ² / AWG 20; insulated; electro-tin plated | www.wago.com/216-202 |
|  | Item no.: 216-203 Ferrule; Sleeve for 1 mm ² / AWG 18; insulated; electro-tin plated | www.wago.com/216-203 |
|  | Item no.: 216-204 Ferrule; Sleeve for 1.5 mm ² / AWG 16; insulated; electro-tin plated | www.wago.com/216-204 |
|  | Item no.: 216-206 Ferrule; Sleeve for 2.5 mm ² / AWG 14; insulated; electro-tin plated | www.wago.com/216-206 |
|  | Item no.: 216-301 Ferrule; Sleeve for 0.25 mm ² / AWG 24; insulated; electro-tin plated | www.wago.com/216-301 |
|  | Item no.: 216-302 Ferrule; Sleeve for 0.34 mm ² / AWG 24; insulated; electro-tin plated | www.wago.com/216-302 |

Male plug

| | | |
|--|---|--|
|  | Item no.: 769-602 1-conductor male connector; 4 mm ² ; Pin spacing 5 mm; 2-pole | www.wago.com/769-602 |
|  | Item no.: 769-602/001-000 1-conductor male connector; Snap-in mounting feet; 4 mm ² ; Pin spacing 5 mm; 2-pole | www.wago.com/769-602/001-000 |
|  | Item no.: 769-602/002-000 1-conductor male connector; clamping collar; 4 mm ² ; Pin spacing 5 mm; 2-pole | www.wago.com/769-602/002-000 |
|  | Item no.: 769-602/004-000 1-conductor male connector; Feedthrough flange; 4 mm ² ; Pin spacing 5 mm; 2-pole | www.wago.com/769-602/004-000 |
|  | Item no.: 769-602/005-000 1-conductor male connector; Snap-in flange; 4 mm ² ; Pin spacing 5 mm; 2-pole | www.wago.com/769-602/005-000 |
|  | Item no.: 769-602/006-000 1-conductor male connector; Snap-in flange; 4 mm ² ; Pin spacing 5 mm; 2-pole | www.wago.com/769-602/006-000 |

| | | |
|--|--|--|
|  | Item no.: 769-632 THT male header; 1.0 x 1.0 mm solder pin; straight; Pin spacing 5 mm; 2-pole | www.wago.com/769-632 |
|  | Item no.: 769-632/000-036 THT male header; 1.0 x 1.0 mm solder pin; straight; Pin spacing 5 mm; 2-pole | www.wago.com/769-632/000-036 |
|  | Item no.: 769-632/003-000 THT male header; 1.0 x 1.0 mm solder pin; straight; clamping collar; Pin spacing 5 mm; 2-pole | www.wago.com/769-632/003-000 |
|  | Item no.: 769-632/003-036 THT male header; 1.0 x 1.0 mm solder pin; straight; Pin spacing 5 mm; 2-pole | www.wago.com/769-632/003-036 |
|  | Item no.: 769-632/004-000 THT male header; 1.0 x 1.0 mm solder pin; straight; Pin spacing 5 mm; 2-pole | www.wago.com/769-632/004-000 |
|  | Item no.: 769-632/007-000 THT male header; 1.0 x 1.0 mm solder pin; straight; clamping collar; Pin spacing 5 mm; 2-pole | www.wago.com/769-632/007-000 |
| | Item no.: 769-662 Stiftleiste; mit abgewinkelten Einlötfstiften; Steckrichtung parallel zur Leiterplatte; 1 x 1 mm; Rastermaß 5 mm / 0.197 in; 2-polig | www.wago.com/769-662 |
|  | Item no.: 769-662/003-000 THT male header; 1.0 x 1.0 mm solder pin; angled; clamping collar; Pin spacing 5 mm; 2-pole | www.wago.com/769-662/003-000 |
|  | Item no.: 769-662/004-000 THT male header; 1.0 x 1.0 mm solder pin; angled; Pin spacing 5 mm; 2-pole | www.wago.com/769-662/004-000 |


Strain relief plate

















| | | |
|--|--|--|
|  | Item no.: 769-1602 Strain relief housing | www.wago.com/769-1602 |
|  | Item no.: 769-411 Strain relief plate | www.wago.com/769-411 |

check

| | | |
|--|--|--|
|  | Item no.: 210-136 Test plug; 2 mm Ø; with 500 mm cable | www.wago.com/210-136 |
|  | Item no.: 210-137 Test plug; 2.3 mm Ø; with 500 mm cable | www.wago.com/210-137 |

Marking accessories

| | | |
|--|--|--|
|  | Item no.: 2009-145 Mini-USB Inline; for smartPRINTER; on reel; stretchable 5 - 5.2 mm; plain; snap-on type | www.wago.com/2009-145 |
|--|--|--|

| | | |
|--|--|--|
|  | <p>Item no.: 2009-145/000-002 Mini-WSB Inline; for smartPRINTER; on reel; stretchable 5 - 5.2 mm; plain; snap-on type</p> | www.wago.com/2009-145/000-002 |
|  | <p>Item no.: 2009-145/000-005 Mini-WSB Inline; for smartPRINTER; on reel; stretchable 5 - 5.2 mm; plain; snap-on type</p> | www.wago.com/2009-145/000-005 |
|  | <p>Item no.: 2009-145/000-006 Mini-WSB Inline; for smartPRINTER; on reel; stretchable 5 - 5.2 mm; plain; snap-on type</p> | www.wago.com/2009-145/000-006 |
|  | <p>Item no.: 2009-145/000-007 Mini-WSB Inline; for smartPRINTER; on reel; stretchable 5 - 5.2 mm; plain; snap-on type</p> | www.wago.com/2009-145/000-007 |
|  | <p>Item no.: 2009-145/000-012 Mini-WSB Inline; for smartPRINTER; on reel; stretchable 5 - 5.2 mm; plain; snap-on type</p> | www.wago.com/2009-145/000-012 |
|  | <p>Item no.: 2009-145/000-023 Mini-WSB Inline; for smartPRINTER; on reel; stretchable 5 - 5.2 mm; plain; snap-on type</p> | www.wago.com/2009-145/000-023 |
|  | <p>Item no.: 2009-145/000-024 Mini-WSB Inline; on reel; stretchable 5 - 5.2 mm; plain; snap-on type</p> | www.wago.com/2009-145/000-024 |
|  | <p>Item no.: 210-805 Labels; for smartPRINTER</p> | www.wago.com/210-805 |
|  | <p>Item no.: 210-805/000-002 Labels; for smartPRINTER</p> | www.wago.com/210-805/000-002 |
|  | <p>Item no.: 210-831 Marking strips; on reel; 2.3 mm wide; plain; Self-adhesive</p> | www.wago.com/210-831 |
|  | <p>Item no.: 210-832 Marking strips; on reel; 3 mm wide; plain; Self-adhesive</p> | www.wago.com/210-832 |
|  | <p>Item no.: 210-834 Marking strips; on reel; 5 mm wide; plain; Self-adhesive</p> | www.wago.com/210-834 |
|  | <p>Item no.: 248-501 Miniature WSB Quick marking system; plain; Marker width 5 mm; 10 strips with 10 markers per card</p> | www.wago.com/248-501 |
|  | <p>Item no.: 248-501/000-002 Mini-WSB marking card; as card; not stretchable; plain; snap-on type</p> | www.wago.com/248-501/000-002 |
|  | <p>Item no.: 248-501/000-005 Mini-WSB marking card; as card; plain; snap-on type</p> | www.wago.com/248-501/000-005 |
|  | <p>Item no.: 248-501/000-006 Mini-WSB marking card; as card; not stretchable; plain; snap-on type</p> | www.wago.com/248-501/000-006 |



Item no.: 248-501/000-007
Mini-WSB marking card; as card; not stretchable; plain; snap-on type

www.wago.com/248-501/000-007



Item no.: 248-501/000-012
Mini-WSB marking card; as card; not stretchable; plain; snap-on type

www.wago.com/248-501/000-012



Item no.: 248-501/000-017
Mini-WSB marking card; as card; not stretchable; plain; snap-on type

www.wago.com/248-501/000-017



Item no.: 248-501/000-023
Mini-WSB marking card; as card; not stretchable; plain; snap-on type

www.wago.com/248-501/000-023



Item no.: 248-501/000-024
Mini-WSB marking card; as card; not stretchable; plain; snap-on type

www.wago.com/248-501/000-024

Protective Warning Marker



Item no.: 280-415
Protective warning marker; with high-voltage symbol, black; for 5 terminal blocks

www.wago.com/280-415

Downloads

Documentation

Bid Text

| | | | |
|-----------------|--------------|----------------|----------|
| 769-102/021-000 | Oct 18, 2017 | DOC 25.6 kB | Download |
|-----------------|--------------|----------------|----------|

smartDATA

CAD data

| | | |
|-----------------------------|-----|----------|
| 3D Download 769-102/021-000 | URL | Download |
|-----------------------------|-----|----------|

Product family

X-COM

[Learn more about the product family.](#)

[Show all products from the family](#)



Subject to changes.

WAGO Kontakttechnik GmbH & Co. KG
Hansastr. 27
32423 Minden
Phone: +49571 887-0 | Fax: +49571 887-169
Email: info.de@wago.com | Web: www.wago.com

Do you have any questions about our products?
We are always happy to take your call at +49 (571) 887-44222.