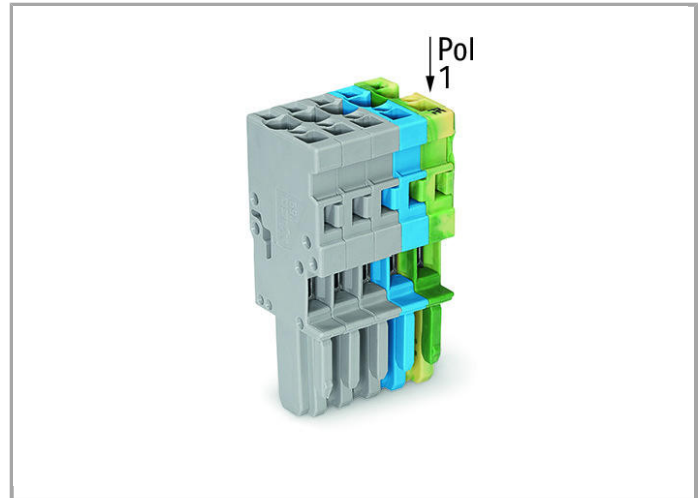


Data sheet | Item number: 769-105/000-038

1-conductor female plug; 4 mm<sup>2</sup>; 5-pole

[www.wago.com/769-105/000-038](http://www.wago.com/769-105/000-038)



### Item description

According to EN 61984, pluggable connectors without current interrupting capacity shall not be mated and unmated when live or under load.

### Data

#### Electrical data



### Ratings per IEC/EN 60664-1

Rated voltage (III / 3)	500 V
Rated impulse voltage (III / 3)	6 kV
Rated current	32 A
Legend (ratings)	(III / 3) ≙ Overvoltage category III / Pollution degree 3

### Connection data

Connection technology	CAGE CLAMP®
Actuation type	Operating tool
Connectable conductor materials	Copper Aluminum
Nominal cross section	4 mm <sup>2</sup>
Solid conductor	0.08 ... 4 mm <sup>2</sup> / 28 ... 12 AWG
Fine-stranded conductor	0.08 ... 4 mm <sup>2</sup> / 28 ... 12 AWG
Strip length	8 ... 9 mm / 0.31 ... 0.35 Inch
No. of poles	5
Total number of connection points	5
Total number of potentials	5
Type of wiring	Front-entry wiring

### Geometrical Data

Width	25 mm / 0.984 inch
Height	45.2 mm / 1.78 inch
Depth	18.3 mm / 0.72 inch

### Mechanical data

Marking level	Side marking
---------------	--------------

### Plug connection

Contact type (pluggable connector)	Female connector/socket
Connector connection type	for conductors

### Material Data

Color	gray, blue, green-yellow
Insulating material	Polyamide 66 (PA 66)
Fire load	0.272 MJ
Weight	16.201 g

## Commercial data



Country of origin	DE
GTIN	4045454312275
Customs Tariff No.	85366990990

## Approvals / Certificates

### Country specific Approvals

Logo	Approval	Certificate name
	CSA DEKRA Certification B.V.	1101144

### UL-Approvals


Logo	Approval	Certificate name
	UR Underwriters Laboratories Inc.	E45171
	UR Underwriters Laboratories Inc.	E45172

## Compatible products

### Strain relief plate

	Item no.: 769-1605 Strain relief housing	<a href="http://www.wago.com/769-1605">www.wago.com/769-1605</a>
	Item no.: 769-412 Strain relief plate	<a href="http://www.wago.com/769-412">www.wago.com/769-412</a>

### Jumper

	Item no.: 769-402 Miniature adjacent jumper; insulated; suitable for 1-conductor female plugs	<a href="http://www.wago.com/769-402">www.wago.com/769-402</a>
--	--	--

### Locking lever

	Item no.: 769-428 Locking lever	<a href="http://www.wago.com/769-428">www.wago.com/769-428</a>
	Item no.: 769-429 Locking lever	<a href="http://www.wago.com/769-429">www.wago.com/769-429</a>

	<b>Item no.: 769-430</b> Locking lever	<a href="http://www.wago.com/769-430">www.wago.com/769-430</a>
--	---	--


	<b>Item no.: 769-431</b> Locking lever	<a href="http://www.wago.com/769-431">www.wago.com/769-431</a>
--	---	--


check


	<b>Item no.: 210-136</b> Test plug; 2 mm Ø; with 500 mm cable	<a href="http://www.wago.com/210-136">www.wago.com/210-136</a>
--	--	--


	<b>Item no.: 210-137</b> Test plug; 2.3 mm Ø; with 500 mm cable	<a href="http://www.wago.com/210-137">www.wago.com/210-137</a>
--	--	--


Marking accessories


	<b>Item no.: 2009-145</b> Mini-WSB Inline; for smartPRINTER; on reel; stretchable 5 - 5.2 mm; plain; snap-on type	<a href="http://www.wago.com/2009-145">www.wago.com/2009-145</a>
--	--	--


	<b>Item no.: 2009-145/000-002</b> Mini-WSB Inline; for smartPRINTER; on reel; stretchable 5 - 5.2 mm; plain; snap-on type	<a href="http://www.wago.com/2009-145/000-002">www.wago.com/2009-145/000-002</a>
--	--	--


	<b>Item no.: 2009-145/000-005</b> Mini-WSB Inline; for smartPRINTER; on reel; stretchable 5 - 5.2 mm; plain; snap-on type	<a href="http://www.wago.com/2009-145/000-005">www.wago.com/2009-145/000-005</a>
--	--	--

	<b>Item no.: 2009-145/000-006</b> Mini-WSB Inline; for smartPRINTER; on reel; stretchable 5 - 5.2 mm; plain; snap-on type	<a href="http://www.wago.com/2009-145/000-006">www.wago.com/2009-145/000-006</a>
--	--	--


	<b>Item no.: 2009-145/000-007</b> Mini-WSB Inline; for smartPRINTER; on reel; stretchable 5 - 5.2 mm; plain; snap-on type	<a href="http://www.wago.com/2009-145/000-007">www.wago.com/2009-145/000-007</a>
--	--	--


	<b>Item no.: 2009-145/000-012</b> Mini-WSB Inline; for smartPRINTER; on reel; stretchable 5 - 5.2 mm; plain; snap-on type	<a href="http://www.wago.com/2009-145/000-012">www.wago.com/2009-145/000-012</a>
--	--	--


	<b>Item no.: 2009-145/000-023</b> Mini-WSB Inline; for smartPRINTER; on reel; stretchable 5 - 5.2 mm; plain; snap-on type	<a href="http://www.wago.com/2009-145/000-023">www.wago.com/2009-145/000-023</a>
--	--	--

	<b>Item no.: 2009-145/000-024</b> Mini-WSB Inline; on reel; stretchable 5 - 5.2 mm; plain; snap-on type	<a href="http://www.wago.com/2009-145/000-024">www.wago.com/2009-145/000-024</a>
--	--	--


	<b>Item no.: 210-805</b> Labels; for smartPRINTER	<a href="http://www.wago.com/210-805">www.wago.com/210-805</a>
--	--	--


	<b>Item no.: 210-805/000-002</b> Labels; for smartPRINTER	<a href="http://www.wago.com/210-805/000-002">www.wago.com/210-805/000-002</a>
--	--	--

	<b>Item no.: 210-831</b> Marking strips; on reel; 2.3 mm wide; plain; Self-adhesive	<a href="http://www.wago.com/210-831">www.wago.com/210-831</a>
--	--	--


 **Item no.: 210-832** [www.wago.com/210-832](http://www.wago.com/210-832)  
Marking strips; on reel; 3 mm wide; plain; Self-adhesive


 **Item no.: 210-834** [www.wago.com/210-834](http://www.wago.com/210-834)  
Marking strips; on reel; 5 mm wide; plain; Self-adhesive


 **Item no.: 248-501** [www.wago.com/248-501](http://www.wago.com/248-501)  
Miniature WSB Quick marking system; plain; Marker width 5 mm; 10 strips with 10 markers per card


 **Item no.: 248-501/000-002** [www.wago.com/248-501/000-002](http://www.wago.com/248-501/000-002)  
Mini-WSB marking card; as card; not stretchable; plain; snap-on type


 **Item no.: 248-501/000-005** [www.wago.com/248-501/000-005](http://www.wago.com/248-501/000-005)  
Mini-WSB marking card; as card; plain; snap-on type


 **Item no.: 248-501/000-006** [www.wago.com/248-501/000-006](http://www.wago.com/248-501/000-006)  
Mini-WSB marking card; as card; not stretchable; plain; snap-on type

 **Item no.: 248-501/000-007** [www.wago.com/248-501/000-007](http://www.wago.com/248-501/000-007)  
Mini-WSB marking card; as card; not stretchable; plain; snap-on type

 **Item no.: 248-501/000-012** [www.wago.com/248-501/000-012](http://www.wago.com/248-501/000-012)  
Mini-WSB marking card; as card; not stretchable; plain; snap-on type

 **Item no.: 248-501/000-017** [www.wago.com/248-501/000-017](http://www.wago.com/248-501/000-017)  
Mini-WSB marking card; as card; not stretchable; plain; snap-on type

 **Item no.: 248-501/000-023** [www.wago.com/248-501/000-023](http://www.wago.com/248-501/000-023)  
Mini-WSB marking card; as card; not stretchable; plain; snap-on type

 **Item no.: 248-501/000-024** [www.wago.com/248-501/000-024](http://www.wago.com/248-501/000-024)  
Mini-WSB marking card; as card; not stretchable; plain; snap-on type

#### General accessories

 **Item no.: 769-436** [www.wago.com/769-436](http://www.wago.com/769-436)  
Jumper cover; for 1-conductor female plugs; for 5 poles


















#### Insulation stop

 **Item no.: 769-470** [www.wago.com/769-470](http://www.wago.com/769-470)  
Insulation stop; 0.08 - 0.2 mm<sup>2</sup> "s" (0.14 mm<sup>2</sup> "f-st"); 5 pieces/strip

 **Item no.: 769-471** [www.wago.com/769-471](http://www.wago.com/769-471)  
Insulation stop; 0.25 - 0.5 mm<sup>2</sup>; 5 pieces/strip


 **Item no.: 769-472** [www.wago.com/769-472](http://www.wago.com/769-472)  
Insulation stop; 0.75 - 1 mm<sup>2</sup>; 5 pieces/strip

#### ferrule

	<b>Item no.: 216-101</b> Ferrule; Sleeve for 0.5 mm <sup>2</sup> / AWG 22; uninsulated; electro-tin plated	<a href="http://www.wago.com/216-101">www.wago.com/216-101</a>
	<b>Item no.: 216-102</b> Ferrule; Sleeve for 0.75 mm <sup>2</sup> / AWG 20; uninsulated; electro-tin plated	<a href="http://www.wago.com/216-102">www.wago.com/216-102</a>
	<b>Item no.: 216-103</b> Ferrule; Sleeve for 1 mm <sup>2</sup> / AWG 18; uninsulated; electro-tin plated	<a href="http://www.wago.com/216-103">www.wago.com/216-103</a>
	<b>Item no.: 216-104</b> Ferrule; Sleeve for 1.5 mm <sup>2</sup> / AWG 16; uninsulated; electro-tin plated	<a href="http://www.wago.com/216-104">www.wago.com/216-104</a>
	<b>Item no.: 216-201</b> Ferrule; Sleeve for 0.5 mm <sup>2</sup> / AWG 22; insulated; electro-tin plated	<a href="http://www.wago.com/216-201">www.wago.com/216-201</a>
	<b>Item no.: 216-202</b> Ferrule; Sleeve for 0.75 mm <sup>2</sup> / AWG 20; insulated; electro-tin plated	<a href="http://www.wago.com/216-202">www.wago.com/216-202</a>
	<b>Item no.: 216-203</b> Ferrule; Sleeve for 1 mm <sup>2</sup> / AWG 18; insulated; electro-tin plated	<a href="http://www.wago.com/216-203">www.wago.com/216-203</a>
	<b>Item no.: 216-204</b> Ferrule; Sleeve for 1.5 mm <sup>2</sup> / AWG 16; insulated; electro-tin plated	<a href="http://www.wago.com/216-204">www.wago.com/216-204</a>
	<b>Item no.: 216-206</b> Ferrule; Sleeve for 2.5 mm <sup>2</sup> / AWG 14; insulated; electro-tin plated	<a href="http://www.wago.com/216-206">www.wago.com/216-206</a>
	<b>Item no.: 216-301</b> Ferrule; Sleeve for 0.25 mm <sup>2</sup> / AWG 24; insulated; electro-tin plated	<a href="http://www.wago.com/216-301">www.wago.com/216-301</a>
	<b>Item no.: 216-302</b> Ferrule; Sleeve for 0.34 mm <sup>2</sup> / AWG 24; insulated; electro-tin plated	<a href="http://www.wago.com/216-302">www.wago.com/216-302</a>
<b>Male plug</b>		
	<b>Item no.: 769-605</b> 1-conductor male connector; 4 mm <sup>2</sup> ; Pin spacing 5 mm; 5-pole	<a href="http://www.wago.com/769-605">www.wago.com/769-605</a>
	<b>Item no.: 769-605/001-000</b> 1-conductor male connector; Snap-in mounting feet; 4 mm <sup>2</sup> ; Pin spacing 5 mm; 5-pole	<a href="http://www.wago.com/769-605/001-000">www.wago.com/769-605/001-000</a>
	<b>Item no.: 769-605/002-000</b> 1-conductor male connector; clamping collar; 4 mm <sup>2</sup> ; Pin spacing 5 mm; 5-pole	<a href="http://www.wago.com/769-605/002-000">www.wago.com/769-605/002-000</a>
	<b>Item no.: 769-605/004-000</b> 1-conductor male connector; Feedthrough flange; 4 mm <sup>2</sup> ; Pin spacing 5 mm; 5-pole	<a href="http://www.wago.com/769-605/004-000">www.wago.com/769-605/004-000</a>
	<b>Item no.: 769-605/005-000</b> 1-conductor male connector; Snap-in flange; 4 mm <sup>2</sup> ; Pin spacing 5 mm; 5-pole	<a href="http://www.wago.com/769-605/005-000">www.wago.com/769-605/005-000</a>
	<b>Item no.: 769-605/006-000</b> 1-conductor male connector; Snap-in flange; 4 mm <sup>2</sup> ; Pin spacing 5 mm; 5-pole	<a href="http://www.wago.com/769-605/006-000">www.wago.com/769-605/006-000</a>

	<b>Item no.: 769-635</b> THT male header; 1.0 x 1.0 mm solder pin; straight; Pin spacing 5 mm; 5-pole	<a href="http://www.wago.com/769-635">www.wago.com/769-635</a>
	<b>Item no.: 769-635/000-036</b> THT male header; 1.0 x 1.0 mm solder pin; straight; Pin spacing 5 mm; 5-pole	<a href="http://www.wago.com/769-635/000-036">www.wago.com/769-635/000-036</a>
	<b>Item no.: 769-635/003-000</b> THT male header; 1.0 x 1.0 mm solder pin; straight; clamping collar; Pin spacing 5 mm; 5-pole	<a href="http://www.wago.com/769-635/003-000">www.wago.com/769-635/003-000</a>
	<b>Item no.: 769-635/003-036</b> THT male header; 1.0 x 1.0 mm solder pin; straight; Pin spacing 5 mm; 5-pole	<a href="http://www.wago.com/769-635/003-036">www.wago.com/769-635/003-036</a>
	<b>Item no.: 769-635/004-000</b> THT male header; 1.0 x 1.0 mm solder pin; straight; Pin spacing 5 mm; 5-pole	<a href="http://www.wago.com/769-635/004-000">www.wago.com/769-635/004-000</a>
	<b>Item no.: 769-635/007-000</b> THT male header; 1.0 x 1.0 mm solder pin; straight; clamping collar; Pin spacing 5 mm; 5-pole	<a href="http://www.wago.com/769-635/007-000">www.wago.com/769-635/007-000</a>
	<b>Item no.: 769-665</b> THT male header; 1.0 x 1.0 mm solder pin; angled; Pin spacing 5 mm; 5-pole	<a href="http://www.wago.com/769-665">www.wago.com/769-665</a>
	<b>Item no.: 769-665/003-000</b> THT male header; 1.0 x 1.0 mm solder pin; angled; clamping collar; Pin spacing 5 mm; 5-pole	<a href="http://www.wago.com/769-665/003-000">www.wago.com/769-665/003-000</a>
	<b>Item no.: 769-665/004-000</b> THT male header; 1.0 x 1.0 mm solder pin; angled; Pin spacing 5 mm; 5-pole	<a href="http://www.wago.com/769-665/004-000">www.wago.com/769-665/004-000</a>

**Protective Warning Marker**

	<b>Item no.: 280-415</b> Protective warning marker; with high-voltage symbol, black; for 5 terminal blocks	<a href="http://www.wago.com/280-415">www.wago.com/280-415</a>
--	---	--

**Downloads  
Documentation**

**Bid Text**

769-105/000-038	Oct 18, 2017	DOC 26.1 kB	Download
-----------------	--------------	----------------	----------



## Product family

### X-COM

[Learn more about the product family.](#)

[Show all products from the family](#)

Subject to changes.

---

WAGO Kontakttechnik GmbH & Co. KG

Hansastr. 27

32423 Minden

Phone: +49571 887-0 | Fax: +49571 887-169

Email: [info.de@wago.com](mailto:info.de@wago.com) | Web: [www.wago.com](http://www.wago.com)

Do you have any questions about our products?

We are always happy to take your call at +49 (571) 887-44222.