


Data sheet | Item number: 769-111

1-conductor female plug; 4 mm²; 11-pole

www.wago.com/769-111



RoHS Compliant

[BOMcheck.net](https://www.bomcheck.net)

Color: ■

Item description

According to EN 61984, pluggable connectors without current interrupting capacity shall not be mated and unmated when live or under load.

Data

Electrical data



Ratings per IEC/EN 60664-1

Rated voltage (III / 3)	500 V
Rated impulse voltage (III / 3)	6 kV
Rated current	32 A
Legend (ratings)	(III / 3) $\hat{=}$ Overvoltage category III / Pollution degree 3

Connection data

Connection technology	CAGE CLAMP®
Actuation type	Operating tool
Connectable conductor materials	Copper Aluminum
Nominal cross section	4 mm ²
Solid conductor	0.08 ... 4 mm ² / 28 ... 12 AWG
Fine-stranded conductor	0.08 ... 4 mm ² / 28 ... 12 AWG
Strip length	8 ... 9 mm / 0.31 ... 0.35 Inch
No. of poles	11
Total number of connection points	11
Total number of potentials	11
Type of wiring	Front-entry wiring

Geometrical Data

Width	55 mm / 2.165 inch
Height	45.2 mm / 1.78 inch
Depth	18.3 mm / 0.72 inch

Mechanical data

Marking level	Side marking
---------------	--------------

Plug connection

Contact type (pluggable connector)	Female connector/socket
Connector connection type	for conductors

Material Data




Color	gray
Insulating material	Polyamide 66 (PA 66)
Fire load	0.585 MJ
Weight	37.443 g

Commercial data

Country of origin	DE
GTIN	4044918471947
Customs Tariff No.	85366990990

Approvals / Certificates



Country specific Approvals

Logo	Approval	Certificate name
	CCA DEKRA Certification B.V.	NTR NL-7626
	CSA DEKRA Certification B.V.	1101144
	KEMA/KEUR DEKRA Certification B.V.	2190419.01

Ship Approvals

Logo	Approval	Certificate name
	ABS American Bureau of Shipping	14-HG1293677-PDA

UL-Approvals

Logo	Approval	Certificate name
	UR Underwriters Laboratories Inc.	E45171
	UR Underwriters Laboratories Inc.	E45172

Compatible products

Protective Warning Marker














Item no.: 280-415

Protective warning marker; with high-voltage symbol, black; for 5 terminal blocks

www.wago.com/280-415

ferrule

	Item no.: 216-101 Ferrule; Sleeve for 0.5 mm ² / AWG 22; uninsulated; electro-tin plated	www.wago.com/216-101
	Item no.: 216-102 Ferrule; Sleeve for 0.75 mm ² / AWG 20; uninsulated; electro-tin plated	www.wago.com/216-102
	Item no.: 216-103 Ferrule; Sleeve for 1 mm ² / AWG 18; uninsulated; electro-tin plated	www.wago.com/216-103
	Item no.: 216-104 Ferrule; Sleeve for 1.5 mm ² / AWG 16; uninsulated; electro-tin plated	www.wago.com/216-104
	Item no.: 216-201 Ferrule; Sleeve for 0.5 mm ² / AWG 22; insulated; electro-tin plated	www.wago.com/216-201
	Item no.: 216-202 Ferrule; Sleeve for 0.75 mm ² / AWG 20; insulated; electro-tin plated	www.wago.com/216-202
	Item no.: 216-203 Ferrule; Sleeve for 1 mm ² / AWG 18; insulated; electro-tin plated	www.wago.com/216-203
	Item no.: 216-204 Ferrule; Sleeve for 1.5 mm ² / AWG 16; insulated; electro-tin plated	www.wago.com/216-204
	Item no.: 216-206 Ferrule; Sleeve for 2.5 mm ² / AWG 14; insulated; electro-tin plated	www.wago.com/216-206
	Item no.: 216-301 Ferrule; Sleeve for 0.25 mm ² / AWG 24; insulated; electro-tin plated	www.wago.com/216-301
	Item no.: 216-302 Ferrule; Sleeve for 0.34 mm ² / AWG 24; insulated; electro-tin plated	www.wago.com/216-302

Strain relief plate

	Item no.: 769-1611 Strain relief housing	www.wago.com/769-1611
	Item no.: 769-414 Strain relief plate	www.wago.com/769-414

Locking lever

	Item no.: 769-428 Locking lever	www.wago.com/769-428
	Item no.: 769-429 Locking lever	www.wago.com/769-429
	Item no.: 769-430 Locking lever	www.wago.com/769-430
	Item no.: 769-431 Locking lever	www.wago.com/769-431

Male plug

**Item no.: 769-611**1-conductor male connector; 4 mm²; Pin spacing 5 mm; 11-polewww.wago.com/769-611**Item no.: 769-611/001-000**1-conductor male connector; Snap-in mounting feet; 4 mm²; Pin spacing 5 mm; 11-polewww.wago.com/769-611/001-000**Item no.: 769-611/002-000**1-conductor male connector; clamping collar; 4 mm²; Pin spacing 5 mm; 11-polewww.wago.com/769-611/002-000**Item no.: 769-611/004-000**1-conductor male connector; Feedthrough flange; 4 mm²; Pin spacing 5 mm; 11-polewww.wago.com/769-611/004-000**Item no.: 769-611/005-000**1-conductor male connector; Snap-in flange; 4 mm²; Pin spacing 5 mm; 11-polewww.wago.com/769-611/005-000**Item no.: 769-611/006-000**1-conductor male connector; Snap-in flange; 4 mm²; Pin spacing 5 mm; 11-polewww.wago.com/769-611/006-000**Item no.: 769-641**

THT male header; 1.0 x 1.0 mm solder pin; straight; Pin spacing 5 mm; 11-pole

www.wago.com/769-641**Item no.: 769-641/003-000**

THT male header; 1.0 x 1.0 mm solder pin; straight; clamping collar; Pin spacing 5 mm; 11-pole

www.wago.com/769-641/003-000**Item no.: 769-641/004-000**

THT male header; 1.0 x 1.0 mm solder pin; straight; Pin spacing 5 mm; 11-pole

www.wago.com/769-641/004-000**Item no.: 769-641/007-000**

THT male header; 1.0 x 1.0 mm solder pin; straight; clamping collar; Pin spacing 5 mm; 11-pole

www.wago.com/769-641/007-000**Item no.: 769-671**

THT male header; 1.0 x 1.0 mm solder pin; straight; Pin spacing 5 mm; 11-pole

www.wago.com/769-671**Item no.: 769-671/003-000**

THT male header; 1.0 x 1.0 mm solder pin; straight; clamping collar; Pin spacing 5 mm; 11-pole

www.wago.com/769-671/003-000**Item no.: 769-671/004-000**

THT male header; 1.0 x 1.0 mm solder pin; straight; Pin spacing 5 mm; 11-pole

www.wago.com/769-671/004-000**Jumper****Item no.: 769-402**

Miniature adjacent jumper; insulated; suitable for 1-conductor female plugs

www.wago.com/769-402**check****Item no.: 210-136**

Test plug; 2 mm Ø; with 500 mm cable

www.wago.com/210-136

**Item no.: 210-137**

Test plug; 2.3 mm Ø; with 500 mm cable

www.wago.com/210-137**Insulation stop****Item no.: 769-470**Insulation stop; 0.08 - 0.2 mm² "s" (0.14 mm² "f-st"); 5 pieces/stripwww.wago.com/769-470**Item no.: 769-471**Insulation stop; 0.25 - 0.5 mm²; 5 pieces/stripwww.wago.com/769-471**Item no.: 769-472**Insulation stop; 0.75 - 1 mm²; 5 pieces/stripwww.wago.com/769-472**General accessories****Item no.: 769-436**

Jumper cover; for 1-conductor female plugs; for 5 poles

www.wago.com/769-436**Marking accessories****Item no.: 2009-145**

Mini-WSB Inline; for smartPRINTER; on reel; stretchable 5 - 5.2 mm; plain; snap-on type

www.wago.com/2009-145**Item no.: 2009-145/000-002**

Mini-WSB Inline; for smartPRINTER; on reel; stretchable 5 - 5.2 mm; plain; snap-on type

www.wago.com/2009-145/000-002**Item no.: 2009-145/000-005**

Mini-WSB Inline; for smartPRINTER; on reel; stretchable 5 - 5.2 mm; plain; snap-on type

www.wago.com/2009-145/000-005**Item no.: 2009-145/000-006**

Mini-WSB Inline; for smartPRINTER; on reel; stretchable 5 - 5.2 mm; plain; snap-on type

www.wago.com/2009-145/000-006**Item no.: 2009-145/000-007**

Mini-WSB Inline; for smartPRINTER; on reel; stretchable 5 - 5.2 mm; plain; snap-on type

www.wago.com/2009-145/000-007**Item no.: 2009-145/000-012**

Mini-WSB Inline; for smartPRINTER; on reel; stretchable 5 - 5.2 mm; plain; snap-on type

www.wago.com/2009-145/000-012**Item no.: 2009-145/000-023**

Mini-WSB Inline; for smartPRINTER; on reel; stretchable 5 - 5.2 mm; plain; snap-on type














www.wago.com/2009-145/000-023**Item no.: 2009-145/000-024**

Mini-WSB Inline; on reel; stretchable 5 - 5.2 mm; plain; snap-on type

www.wago.com/2009-145/000-024**Item no.: 210-805**

Labels; for smartPRINTER

www.wago.com/210-805

	Item no.: 210-805/000-002 Labels; for smartPRINTER	www.wago.com/210-805/000-002
	Item no.: 210-831 Marking strips; on reel; 2.3 mm wide; plain; Self-adhesive	www.wago.com/210-831
	Item no.: 210-832 Marking strips; on reel; 3 mm wide; plain; Self-adhesive	www.wago.com/210-832
	Item no.: 210-834 Marking strips; on reel; 5 mm wide; plain; Self-adhesive	www.wago.com/210-834
	Item no.: 248-501 Miniature WSB Quick marking system; plain; Marker width 5 mm; 10 strips with 10 markers per card	www.wago.com/248-501
	Item no.: 248-501/000-002 Mini-WSB marking card; as card; not stretchable; plain; snap-on type	www.wago.com/248-501/000-002
	Item no.: 248-501/000-005 Mini-WSB marking card; as card; plain; snap-on type	www.wago.com/248-501/000-005
	Item no.: 248-501/000-006 Mini-WSB marking card; as card; not stretchable; plain; snap-on type	www.wago.com/248-501/000-006
	Item no.: 248-501/000-007 Mini-WSB marking card; as card; not stretchable; plain; snap-on type	www.wago.com/248-501/000-007
	Item no.: 248-501/000-012 Mini-WSB marking card; as card; not stretchable; plain; snap-on type	www.wago.com/248-501/000-012
	Item no.: 248-501/000-017 Mini-WSB marking card; as card; not stretchable; plain; snap-on type	www.wago.com/248-501/000-017
	Item no.: 248-501/000-023 Mini-WSB marking card; as card; not stretchable; plain; snap-on type	www.wago.com/248-501/000-023
	Item no.: 248-501/000-024 Mini-WSB marking card; as card; not stretchable; plain; snap-on type	www.wago.com/248-501/000-024

Downloads

Documentation

Bid Text

769-111	Oct 18, 2017	DOC 25.6 kB	Download
---------	--------------	----------------	----------



smartDATA

CAD data

3D Download 769-111

URL

Download

Product family

X-COM

[Learn more about the product family.](#)

[Show all products from the family](#)

Subject to changes.

WAGO Kontakttechnik GmbH & Co. KG

Hansastr. 27

32423 Minden

Phone: +49571 887-0 | Fax: +49571 887-169

Email: info.de@wago.com | Web: www.wago.com

Do you have any questions about our products?

We are always happy to take your call at +49 (571) 887-44222.