

Item description

Note:

All connectors for mounted installations (snap-in versions for lighting fixtures or devices, all types of PCB and distribution connectors) are factory-equipped with locking levers to ensure plugs and sockets are securely locked. Additional locking levers are only required for flying leads (plug /socket).

Data

Electrical data

Ratings per IEC/EN 60664-1

Rated voltage (III / 3)	250 V
Rated impulse voltage (III / 3)	4 kV
Rated current	25 A
Legend (ratings)	(III / 3) ≙ Overvoltage category III / Pollution degree 3

Connection data

Connection technology	Push-in CAGE CLAMP®
Actuation type	Operating tool



	Push-in
Nominal cross section	4 mm ²
Solid conductor	0.5 ... 4 mm ² / 20 ... 12 AWG
Solid conductor, push-in termination	1.5 ... 4 mm ² / 16 ... 12 AWG
Stranded conductor	0.5 ... 2.5 mm ² / 20 ... 14 AWG
Fine-stranded conductor	0.5 ... 4 mm ² / 20 ... 12 AWG
Fine-stranded conductor with ferrule with plastic collar	0.25 ... 1.5 mm ² / 20 ... 16 AWG
Fine-stranded conductor with ferrule without plastic collar	0.25 ... 2.5 mm ² / 20 ... 14 AWG
Fine-stranded conductor with ferrule, push-in termination, from	1.5 mm ² / 16 AWG
Strip length	9 mm / 0.35 Inch
Note (strip length)	see also packaging or instructions
No. of poles	2
Total number of connection points	4
Total number of potentials	2
Conductor entry direction to mating direction	0°

Geometrical Data

Pin spacing	10 mm (0.394 inch)
Width	20 mm / 0.787 inch
Height	12.9 mm / 0.508 inch
Depth	37.5 mm / 1.476 inch

Mechanical data

Coding	I
Mating force of a plug-in connection	approx. 20 ... 70 N (depending on pole number)
Retention force of a plug-in connection	when locked: > 80N
Unmating force of a plug-in connection	when unlocked: approx. 20 ... 70 N (depending on pole number)
Marking	DA+ DA-
Degree of protection	IP20
Potential marking	DA+ DA-

Plug connection

Contact type (pluggable connector)	Male connector/plug
Connector connection type	for conductors
Mismating protection	Yes
Locking of plug-in connection	locking lever
Locking lever	no

Material Data

Color	blue
-------	------

Insulating material	Polyamide 66 (PA 66)
Flammability class per UL94	V0
Clamping spring material	Chrome nickel spring steel (CrNi)
Contact material	Copper or copper alloy, surface-treated
Fire load	0.126 MJ
Weight	6.476 g

Environmental Requirements



Surrounding air (operating) temperature	-35 ... 85 °C
---	---------------

Commercial data




Country of origin	DE
GTIN	4050821028321
Customs Tariff No.	85366990990
Product Group	20 (WINSTA)

Approvals / Certificates

Country specific Approvals

Logo	Approval	Certificate name
	CCA DEKRA Certification B.V.	NL-32105
	CCA DEKRA Certification B.V.	2173495.02
	VDE VDE Prüf- und Zertifizierungsinstitut	40029808

Ship Approvals





Logo	Approval	Certificate name
	ABS American Bureau of Shipping	14-HG1241528-PDA
	DNV GL Det Norske Veritas, Germanischer Lloyd	TAE00001Z6
	LR Lloyds Register	02/20050 (E6)

UL-Approvals

Logo	Approval	Certificate name
	cURus Underwriters Laboratories Inc.	E45171 Sec. 9

Compatible products



Locking lever

	Item no.: 770-101 Locking lever; manually operated; for "flying leads"	www.wago.com/770-101
	Item no.: 770-111 Locking lever; tool operated; for "flying leads"	www.wago.com/770-111
	Item no.: 770-121 Locking lever; manually operated; for "flying leads"	www.wago.com/770-121
	Item no.: 770-131 Locking lever; tool operated; for "flying leads"	www.wago.com/770-131


Strain relief plate

	Item no.: 770-502/041-000 Strain relief housing; 2-pole; with locking clip; for 1 cable; 7.0 ... 10.5 mm; 35 mm	www.wago.com/770-502/041-000
	Item no.: 770-502/042-000 Strain relief housing; 2-pole; with locking clip; for 1 cable; 5.0 ... 9.0 mm; 35 mm	www.wago.com/770-502/042-000
	Item no.: 770-512/041-000 Strain relief housing; 2-pole; with locking clip; for 1 cable; 7.0 ... 10.5 mm; 35 mm	www.wago.com/770-512/041-000
	Item no.: 770-512/042-000 Strain relief housing; 2-pole; with locking clip; for 1 cable; 5.0 ... 9.0 mm; 35 mm	www.wago.com/770-512/042-000

General accessories

	Item no.: 770-317 Snap-in frame; for 2-pole sockets and plugs; 2-pole	www.wago.com/770-317
	Item no.: 770-337 Snap-in frame; for 2-pole sockets and plugs; 2-pole	www.wago.com/770-337

tools

	Item no.: 210-720 Operating tool with partially insulated shaft; Type 2, blade (3.5 x 0.5) mm	www.wago.com/210-720
--	---	--



Item no.: 770-382
Operating tool; 2-way

www.wago.com/770-382

Downloads

Documentation

Bid Text

770-1112	Jan 19, 2016	DOC	Download
WINSTA MIDI 2-polig		24.1 kB	

Subject to changes.