

Item description

Note:

All connectors for mounted installations (snap-in versions for lighting fixtures or devices, all types of PCB and distribution connectors) are factory-equipped with locking levers to ensure plugs and sockets are securely locked. Additional locking levers are only required for flying leads (plug /socket).

Data

Electrical data

Ratings per IEC/EN 60664-1

Rated voltage (III / 3)	400 V
Rated impulse voltage (III / 3)	6 kV
Rated current	25 A
Legend (ratings)	(III / 3) ≙ Overvoltage category III / Pollution degree 3

Connection data

Connection technology	Push-in CAGE CLAMP®
Actuation type	Operating tool



	Push-in
Nominal cross section	4 mm ²
Solid conductor	0.5 ... 4 mm ² / 20 ... 12 AWG
Solid conductor, push-in termination	1.5 ... 4 mm ² / 16 ... 12 AWG
Stranded conductor	0.5 ... 2.5 mm ² / 20 ... 14 AWG
Fine-stranded conductor	0.5 ... 4 mm ² / 20 ... 12 AWG
Fine-stranded conductor with ferrule with plastic collar	0.25 ... 1.5 mm ² / 20 ... 16 AWG
Fine-stranded conductor with ferrule without plastic collar	0.25 ... 2.5 mm ² / 20 ... 14 AWG
Fine-stranded conductor with ferrule, push-in termination, from	1.5 mm ² / 16 AWG
Strip length	9 mm / 0.35 Inch
Note (strip length)	see also packaging or instructions
No. of poles	5
Total number of connection points	10
Total number of potentials	5
Ground function	with preceding GND contact
Conductor entry direction to mating direction	0°

Geometrical Data

Pin spacing	10 mm (0.394 inch)
Width	50 mm / 1.969 inch
Height	12.9 mm / 0.508 inch
Depth	37.5 mm / 1.476 inch

Mechanical data

Coding	I
Mating force of a plug-in connection	approx. 20 ... 70 N (depending on pole number)
Retention force of a plug-in connection	when locked: > 80N
Unmating force of a plug-in connection	when unlocked: approx. 20 ... 70 N (depending on pole number)
Marking	N L DA- DA+
Degree of protection	IP20
Potential marking	N L DA- DA+

Plug connection

Contact type (pluggable connector)	Male connector/plug
Connector connection type	for conductors
Mismating protection	Yes
Locking of plug-in connection	locking lever
Locking lever	no

Material Data

Color	blue
Insulating material	Polyamide 66 (PA 66)
Flammability class per UL94	V0
Clamping spring material	Chrome nickel spring steel (CrNi)
Contact material	Copper or copper alloy, surface-treated
Fire load	0.298 MJ
Weight	15.696 g

Environmental Requirements



Surrounding air (operating) temperature	-35 ... 85 °C
---	---------------

Commercial data



Country of origin	DE
GTIN	4044918254816
Customs Tariff No.	85366990990
Product Group	20 (WINSTA)

Approvals / Certificates

Country specific Approvals

Logo	Approval	Certificate name
	CCA DEKRA Certification B.V.	NL-32105
	CCA DEKRA Certification B.V.	2173495.02
	VDE VDE Prüf- und Zertifizierungsinstitut	40029808

Ship Approvals


Logo	Approval	Certificate name
	ABS American Bureau of Shipping	14-HG1241528-PDA
	DNV GL Det Norske Veritas, Germanischer Lloyd	TAE00001Z6



LR
Lloyds Register




02/20050 (E6)

UL-Approvals




Logo	Approval	Certificate name
	cURus Underwriters Laboratories Inc.	E45171 Sec. 9

Compatible products







Strain relief plate

	Item no.: 770-505 Strain relief housing; 5-pole; for 2 cables; 9.0 ... 13.0 mm; 55 mm	www.wago.com/770-505
	Item no.: 770-505/021-000 Strain relief housing; 5-pole; for 1 cable; 11.5 ... 16.5 mm; 71 mm	www.wago.com/770-505/021-000
	Item no.: 770-505/023-000 Strain relief housing; 5-pole; for 2 cables; 5.0 ... 9.0 mm; 55 mm	www.wago.com/770-505/023-000
	Item no.: 770-515 Strain relief housing; 5-pole; for 2 cables; 9.0 ... 13.0 mm; 55 mm	www.wago.com/770-515
	Item no.: 770-515/021-000 Strain relief housing; 5-pole; for 1 cable; 11.5 ... 16.5 mm; 71 mm	www.wago.com/770-515/021-000
	Item no.: 770-515/023-000 Strain relief housing; 5-pole; for 2 cables; 5.0 ... 9.0 mm; 55 mm	www.wago.com/770-515/023-000

Locking lever

	Item no.: 770-101 Locking lever; manually operated; for "flying leads"	www.wago.com/770-101
	Item no.: 770-111 Locking lever; tool operated; for "flying leads"	www.wago.com/770-111
	Item no.: 770-121 Locking lever; manually operated; for "flying leads"	www.wago.com/770-121
	Item no.: 770-131 Locking lever; tool operated; for "flying leads"	www.wago.com/770-131


Marking accessories

	Item no.: 770-450 Marker card; for manual marking	www.wago.com/770-450
	Item no.: 770-450/000-001 Marker card; for manual marking	www.wago.com/770-450/000-001
	Item no.: 770-450/000-002 Marker card; for manual marking	www.wago.com/770-450/000-002
	Item no.: 770-450/000-005 Marker card; for manual marking	www.wago.com/770-450/000-005
	Item no.: 770-450/000-006 Marker card; for manual marking	www.wago.com/770-450/000-006
	Item no.: 770-450/000-012 Marker card; for manual marking	www.wago.com/770-450/000-012

Coding

	Item no.: 770-401 Coding pin; for plugs	www.wago.com/770-401
---	---	--

tools

	Item no.: 210-720 Operating tool with partially insulated shaft; Type 2, blade (3.5 x 0.5) mm	www.wago.com/210-720
--	---	--

protection

	Item no.: 770-360 Lockout cap; for plugs; 5-pole; separable	www.wago.com/770-360
--	---	--

Downloads

Documentation

Bid Text

770-1115 WINSTA MIDI 5-polig	Jan 21, 2016	DOC 24.1 kB	Download
---------------------------------	--------------	----------------	----------

smartDATA

CAD data

3D Download 770-1115	URL	Download
----------------------	-----	----------



Subject to changes.

WAGO Kontakttechnik GmbH & Co. KG
Hansastr. 27
32423 Minden
Phone: +49571 887-0 | Fax: +49571 887-169
Email: info.de@wago.com | Web: www.wago.com

Do you have any questions about our products?
We are always happy to take your call at +49 (571) 887-44222.