

### Item description

#### Note:

All connectors for mounted installations (snap-in versions for lighting fixtures or devices, all types of PCB and distribution connectors) are factory-equipped with locking levers to ensure plugs and sockets are securely locked. Additional locking levers are only required for flying leads (plug /socket).

### Data

#### Electrical data

#### Ratings per IEC/EN 60664-1

Rated voltage (III / 3)	250 V
Rated impulse voltage (III / 3)	4 kV
Rated current	25 A
Legend (ratings)	(III / 3) ≙ Overvoltage category III / Pollution degree 3

#### Connection data

Connection technology	Push-in CAGE CLAMP®
Actuation type	Operating tool



	Push-in
Nominal cross section	4 mm <sup>2</sup>
Solid conductor	0.5 ... 4 mm <sup>2</sup> / 20 ... 12 AWG
Solid conductor, push-in termination	1.5 ... 4 mm <sup>2</sup> / 16 ... 12 AWG
Stranded conductor	0.5 ... 2.5 mm <sup>2</sup> / 20 ... 14 AWG
Fine-stranded conductor	0.5 ... 4 mm <sup>2</sup> / 20 ... 12 AWG
Fine-stranded conductor with ferrule with plastic collar	0.25 ... 1.5 mm <sup>2</sup> / 20 ... 16 AWG
Fine-stranded conductor with ferrule without plastic collar	0.25 ... 2.5 mm <sup>2</sup> / 20 ... 14 AWG
Fine-stranded conductor with ferrule, push-in termination, from	1.5 mm <sup>2</sup> / 16 AWG
Strip length	9 mm / 0.35 Inch
Note (strip length)	see also packaging or instructions
No. of poles	3
Total number of connection points	6
Total number of potentials	3
Conductor entry direction to mating direction	0°

### Geometrical Data

Pin spacing	10 mm (0.394 inch)
Width	30 mm / 1.181 inch
Height	12.9 mm / 0.508 inch
Depth	37.5 mm / 1.476 inch

### Mechanical data

Coding	P
Mating force of a plug-in connection	approx. 20 ... 70 N (depending on pole number)
Retention force of a plug-in connection	when locked: > 80N
Unmating force of a plug-in connection	when unlocked: approx. 20 ... 70 N (depending on pole number)
Marking	L N
Degree of protection	IP20
Potential marking	L N

### Plug connection

Contact type (pluggable connector)	Female connector/socket
Connector connection type	for conductors
Mismating protection	Yes
Locking of plug-in connection	locking lever
Locking lever	no

### Material Data

Color	red
-------	-----

Insulating material	Polyamide 66 (PA 66)
Flammability class per UL94	V0
Clamping spring material	Chrome nickel spring steel (CrNi)
Contact material	Copper or copper alloy, surface-treated
Fire load	0.159 MJ
Weight	9.465 g

### Environmental Requirements


Surrounding air (operating) temperature	-35 ... 85 °C
-----------------------------------------	---------------

### Commercial data




Country of origin	DE
GTIN	4045454389666
Customs Tariff No.	85366990990
Product Group	20 (WINSTA)

### Approvals / Certificates

#### Country specific Approvals

Logo	Approval	Certificate name
	CCA DEKRA Certification B.V.	2173495.02
	CCA DEKRA Certification B.V.	NL-32105

#### Ship Approvals

Logo	Approval	Certificate name
	ABS American Bureau of Shipping	14-HG1241528-PDA
	DNV GL Det Norske Veritas, Germanischer Lloyd	TAE00001Z6
	LR Lloyds Register	02/20050 (E6)

#### UL-Approvals

Logo	Approval	Certificate name
	cURus	E45171 Sec. 9

Underwriters Laboratories Inc.





## Compatible products




### Marking accessories

	<b>Item no.: 770-450</b> Marker card; for manual marking	<a href="http://www.wago.com/770-450">www.wago.com/770-450</a>
	<b>Item no.: 770-450/000-001</b> Marker card; for manual marking	<a href="http://www.wago.com/770-450/000-001">www.wago.com/770-450/000-001</a>
	<b>Item no.: 770-450/000-002</b> Marker card; for manual marking	<a href="http://www.wago.com/770-450/000-002">www.wago.com/770-450/000-002</a>
	<b>Item no.: 770-450/000-005</b> Marker card; for manual marking	<a href="http://www.wago.com/770-450/000-005">www.wago.com/770-450/000-005</a>
	<b>Item no.: 770-450/000-006</b> Marker card; for manual marking	<a href="http://www.wago.com/770-450/000-006">www.wago.com/770-450/000-006</a>
	<b>Item no.: 770-450/000-012</b> Marker card; for manual marking	<a href="http://www.wago.com/770-450/000-012">www.wago.com/770-450/000-012</a>











### tools

	<b>Item no.: 210-720</b> Operating tool with partially insulated shaft; Type 2, blade (3.5 x 0.5) mm	<a href="http://www.wago.com/210-720">www.wago.com/210-720</a>
	<b>Item no.: 770-383</b> Operating tool; 3-way	<a href="http://www.wago.com/770-383">www.wago.com/770-383</a>

### Locking lever

	<b>Item no.: 770-101</b> Locking lever; manually operated; for "flying leads"	<a href="http://www.wago.com/770-101">www.wago.com/770-101</a>
	<b>Item no.: 770-111</b> Locking lever; tool operated; for "flying leads"	<a href="http://www.wago.com/770-111">www.wago.com/770-111</a>
	<b>Item no.: 770-121</b> Locking lever; manually operated; for "flying leads"	<a href="http://www.wago.com/770-121">www.wago.com/770-121</a>
	<b>Item no.: 770-131</b> Locking lever; tool operated; for "flying leads"	<a href="http://www.wago.com/770-131">www.wago.com/770-131</a>

### Strain relief plate

	<p><b>Item no.: 770-503</b> Strain relief housing; 3-pole; for 2 cables; 8.0 ... 11.5 mm; 55 mm</p>	<a href="http://www.wago.com/770-503">www.wago.com/770-503</a>
	<p><b>Item no.: 770-503/021-000</b> Strain relief housing; 3-pole; for 1 cable; 9.0 ... 13.0 mm; 71 mm</p>	<a href="http://www.wago.com/770-503/021-000">www.wago.com/770-503/021-000</a>
	<p><b>Item no.: 770-503/023-000</b> Strain relief housing; 3-pole; for 2 cables; 4.5 ... 8.0 mm; 55 mm</p>	<a href="http://www.wago.com/770-503/023-000">www.wago.com/770-503/023-000</a>
	<p><b>Item no.: 770-503/032-000</b> Strain relief housing; 3-pole; with locking clip; for 2 cables; 8.0 ... 11.5 mm; 55 mm</p>	<a href="http://www.wago.com/770-503/032-000">www.wago.com/770-503/032-000</a>
	<p><b>Item no.: 770-503/035-000</b> Strain relief housing; 3-pole; with locking clip; for 1 cable; 7.0 ... 11.5 mm; 48 mm</p>	<a href="http://www.wago.com/770-503/035-000">www.wago.com/770-503/035-000</a>
	<p><b>Item no.: 770-503/038-000</b> Strain relief housing; 3-pole; with locking clip; for 1 cable; 7.0 ... 11.5 mm; 48 mm</p>	<a href="http://www.wago.com/770-503/038-000">www.wago.com/770-503/038-000</a>
	<p><b>Item no.: 770-513</b> Strain relief housing; 3-pole; for 1 cable; 8.0 ... 11.5 mm; 55 mm</p>	<a href="http://www.wago.com/770-513">www.wago.com/770-513</a>
	<p><b>Item no.: 770-513/021-000</b> Strain relief housing; 3-pole; for 1 cable; 9.0 ... 13.0 mm; 71 mm</p>	<a href="http://www.wago.com/770-513/021-000">www.wago.com/770-513/021-000</a>
	<p><b>Item no.: 770-513/023-000</b> Strain relief housing; 3-pole; for 2 cables; 4.5 ... 8.0 mm; 55 mm</p>	<a href="http://www.wago.com/770-513/023-000">www.wago.com/770-513/023-000</a>
	<p><b>Item no.: 770-513/032-000</b> Strain relief housing; 3-pole; for 2 cables; 8.0 ... 11.5 mm; 55 mm</p>	<a href="http://www.wago.com/770-513/032-000">www.wago.com/770-513/032-000</a>
	<p><b>Item no.: 770-513/035-000</b> Strain relief housing; 3-pole; with locking clip; for 1 cable; 7.0 ... 11.5 mm; 48 mm</p>	<a href="http://www.wago.com/770-513/035-000">www.wago.com/770-513/035-000</a>
	<p><b>Item no.: 770-513/038-000</b> Strain relief housing; 3-pole; with locking clip; for 1 cable; 7.0 ... 11.5 mm; 48 mm</p>	<a href="http://www.wago.com/770-513/038-000">www.wago.com/770-513/038-000</a>
<b>protection</b>		
	<p><b>Item no.: 770-201</b> Lockout cap; for socket; 12-pole; separable</p>	<a href="http://www.wago.com/770-201">www.wago.com/770-201</a>
	<p><b>Item no.: 770-221</b> Lockout cap; for socket; 12-pole; separable</p>	<a href="http://www.wago.com/770-221">www.wago.com/770-221</a>



**Downloads**

**Documentation**

**Bid Text**

770-1303	Feb 1, 2016	DOC	Download
WINSTA MIDI 3-polig		24.1 kB	

---

**smartDATA**

**CAD data**

3D Download 770-1303		URL	Download
----------------------	--	-----	----------

---

Subject to changes.