

### Item description

#### Note:

All connectors for mounted installations (snap-in versions for lighting fixtures or devices, all types of PCB and distribution connectors) are factory-equipped with locking levers to ensure plugs and sockets are securely locked. Additional locking levers are only required for flying leads (plug /socket).

### Data

#### Electrical data

#### Ratings per IEC/EN 60664-1

Rated voltage (III / 3)	400 V
Rated impulse voltage (III / 3)	6 kV
Rated current	25 A
Legend (ratings)	(III / 3) ≙ Overvoltage category III / Pollution degree 3

#### Connection data

Connection technology	Push-in CAGE CLAMP®
Actuation type	Operating tool



	Push-in
Nominal cross section	4 mm <sup>2</sup>
Solid conductor	0.5 ... 4 mm <sup>2</sup> / 20 ... 12 AWG
Solid conductor, push-in termination	1.5 ... 4 mm <sup>2</sup> / 16 ... 12 AWG
Stranded conductor	0.5 ... 2.5 mm <sup>2</sup> / 20 ... 14 AWG
Fine-stranded conductor	0.5 ... 4 mm <sup>2</sup> / 20 ... 12 AWG
Fine-stranded conductor with ferrule with plastic collar	0.25 ... 1.5 mm <sup>2</sup> / 20 ... 16 AWG
Fine-stranded conductor with ferrule without plastic collar	0.25 ... 2.5 mm <sup>2</sup> / 20 ... 14 AWG
Fine-stranded conductor with ferrule, push-in termination, from	1.5 mm <sup>2</sup> / 16 AWG
Strip length	9 mm / 0.35 Inch
Note (strip length)	see also packaging or instructions
No. of poles	5
Total number of connection points	10
Total number of potentials	5
Ground function	with preceding GND contact
Conductor entry direction to mating direction	0°

### Geometrical Data

Pin spacing	10 mm (0.394 inch)
Width	50 mm / 1.969 inch
Height	12.9 mm / 0.508 inch
Depth	37.5 mm / 1.476 inch

### Mechanical data

Coding	P
Mating force of a plug-in connection	approx. 20 ... 70 N (depending on pole number)
Retention force of a plug-in connection	when locked: > 80N
Unmating force of a plug-in connection	when unlocked: approx. 20 ... 70 N (depending on pole number)
Marking	N L1 L2 L3
Degree of protection	IP20
Potential marking	N L1 L2 L3

### Plug connection

Contact type (pluggable connector)	Male connector/plug
Connector connection type	for conductors
Mismating protection	Yes
Locking of plug-in connection	locking lever
Locking lever	no

## Material Data

Color	red
Insulating material	Polyamide 66 (PA 66)
Flammability class per UL94	V0
Clamping spring material	Chrome nickel spring steel (CrNi)
Contact material	Copper or copper alloy, surface-treated
Fire load	0.317 MJ
Weight	16.326 g

## Environmental Requirements


Surrounding air (operating) temperature	-35 ... 85 °C
---	---------------

## Commercial data




Country of origin	DE
GTIN	4045454435127
Customs Tariff No.	85366990990
Product Group	20 (WINSTA)

## Approvals / Certificates

### Country specific Approvals

Logo	Approval	Certificate name
	CCA DEKRA Certification B.V.	NL-32105
	CCA DEKRA Certification B.V.	2173495.02

### Ship Approvals







Logo	Approval	Certificate name
	ABS American Bureau of Shipping	14-HG1241528-PDA
	DNV GL Det Norske Veritas, Germanischer Lloyd	TAE00001Z6
	LR Lloyds Register	02/20050 (E6)

## UL-Approvals

Logo	Approval	Certificate name
	cURus Underwriters Laboratories Inc.	E45171 Sec. 9

## Compatible products




## Marking accessories

	Item no.: 770-450 Marker card; for manual marking	<a href="http://www.wago.com/770-450">www.wago.com/770-450</a>
	Item no.: 770-450/000-001 Marker card; for manual marking	<a href="http://www.wago.com/770-450/000-001">www.wago.com/770-450/000-001</a>
	Item no.: 770-450/000-002 Marker card; for manual marking	<a href="http://www.wago.com/770-450/000-002">www.wago.com/770-450/000-002</a>
	Item no.: 770-450/000-005 Marker card; for manual marking	<a href="http://www.wago.com/770-450/000-005">www.wago.com/770-450/000-005</a>
	Item no.: 770-450/000-006 Marker card; for manual marking	<a href="http://www.wago.com/770-450/000-006">www.wago.com/770-450/000-006</a>
	Item no.: 770-450/000-012 Marker card; for manual marking	<a href="http://www.wago.com/770-450/000-012">www.wago.com/770-450/000-012</a>

## Coding

	Item no.: 770-401 Coding pin; for plugs	<a href="http://www.wago.com/770-401">www.wago.com/770-401</a>
--	--	--

## Strain relief plate

	Item no.: 770-505 Strain relief housing; 5-pole; for 2 cables; 9.0 ... 13.0 mm; 55 mm	<a href="http://www.wago.com/770-505">www.wago.com/770-505</a>
	Item no.: 770-505/021-000 Strain relief housing; 5-pole; for 1 cable; 11.5 ... 16.5 mm; 71 mm	<a href="http://www.wago.com/770-505/021-000">www.wago.com/770-505/021-000</a>
	Item no.: 770-505/023-000 Strain relief housing; 5-pole; for 2 cables; 5.0 ... 9.0 mm; 55 mm	<a href="http://www.wago.com/770-505/023-000">www.wago.com/770-505/023-000</a>
	Item no.: 770-515 Strain relief housing; 5-pole; for 2 cables; 9.0 ... 13.0 mm; 55 mm	<a href="http://www.wago.com/770-515">www.wago.com/770-515</a>

**Item no.: 770-515/021-000**  
Strain relief housing; 5-pole; for 1 cable; 11.5 ... 16.5 mm; 71 mm

[www.wago.com/770-515/021-000](http://www.wago.com/770-515/021-000)



**Item no.: 770-515/023-000**  
Strain relief housing; 5-pole; for 2 cables; 5.0 ... 9.0 mm; 55 mm

[www.wago.com/770-515/023-000](http://www.wago.com/770-515/023-000)

**tools**



**Item no.: 210-720**  
Operating tool with partially insulated shaft; Type 2, blade (3.5 x 0.5) mm

[www.wago.com/210-720](http://www.wago.com/210-720)

**protection**



**Item no.: 770-360**  
Lockout cap; for plugs; 5-pole; separable

[www.wago.com/770-360](http://www.wago.com/770-360)

**Locking lever**

**Item no.: 770-101**  
Locking lever; manually operated; for "flying leads"

[www.wago.com/770-101](http://www.wago.com/770-101)



**Item no.: 770-111**  
Locking lever; tool operated; for "flying leads"

[www.wago.com/770-111](http://www.wago.com/770-111)



**Item no.: 770-121**  
Locking lever; manually operated; for "flying leads"

[www.wago.com/770-121](http://www.wago.com/770-121)



**Item no.: 770-131**  
Locking lever; tool operated; for "flying leads"

[www.wago.com/770-131](http://www.wago.com/770-131)

**Downloads**

**Documentation**

**Bid Text**

770-1315 WINSTA MIDI 5-polig	Jan 21, 2016	DOC 24.1 kB	Download
---------------------------------	--------------	----------------	----------

**smartDATA**

**CAD data**

3D Download 770-1315	URL	Download
----------------------	-----	----------



Subject to changes.

---

WAGO Kontakttechnik GmbH & Co. KG  
Hansastr. 27  
32423 Minden  
Phone: +49571 887-0 | Fax: +49571 887-169  
Email: [info.de@wago.com](mailto:info.de@wago.com) | Web: [www.wago.com](http://www.wago.com)

Do you have any questions about our products?  
We are always happy to take your call at +49 (571) 887-44222.