

**Item description**

**Note:**

All connectors for mounted installations (snap-in versions for lighting fixtures or devices, all types of PCB and distribution connectors) are factory-equipped with locking levers to ensure plugs and sockets are securely locked. Additional locking levers are only required for flying leads (plug /socket).

**Data**

**Electrical data**

**Ratings per IEC/EN 60664-1**

Rated voltage (III / 3)	250 V
Rated impulse voltage (III / 3)	4 kV
Rated current	25 A
Legend (ratings)	(III / 3) ≙ Overvoltage category III / Pollution degree 3

**Connection data**

Connection technology	Push-in CAGE CLAMP®
Actuation type	Operating tool



	Push-in
Nominal cross section	4 mm <sup>2</sup>
Solid conductor	0.5 ... 4 mm <sup>2</sup> / 20 ... 12 AWG
Solid conductor, push-in termination	1.5 ... 4 mm <sup>2</sup> / 16 ... 12 AWG
Stranded conductor	0.5 ... 2.5 mm <sup>2</sup> / 20 ... 14 AWG
Fine-stranded conductor	0.5 ... 4 mm <sup>2</sup> / 20 ... 12 AWG
Fine-stranded conductor with ferrule with plastic collar	0.25 ... 1.5 mm <sup>2</sup> / 20 ... 16 AWG
Fine-stranded conductor with ferrule without plastic collar	0.25 ... 2.5 mm <sup>2</sup> / 20 ... 14 AWG
Fine-stranded conductor with ferrule, push-in termination, from	1.5 mm <sup>2</sup> / 16 AWG
Strip length	9 mm / 0.35 Inch
Note (strip length)	see also packaging or instructions
No. of poles	3
Total number of connection points	6
Total number of potentials	3
Conductor entry direction to mating direction	0°

### Geometrical Data

Pin spacing	10 mm (0.394 inch)
Width	30 mm / 1.181 inch
Height	12.9 mm / 0.508 inch
Depth	37.5 mm / 1.476 inch

### Mechanical data

Coding	S
Mating force of a plug-in connection	approx. 20 ... 70 N (depending on pole number)
Retention force of a plug-in connection	when locked: > 80N
Unmating force of a plug-in connection	when unlocked: approx. 20 ... 70 N (depending on pole number)
Marking	1 2 L
Degree of protection	IP20
Potential marking	1 2 L

### Plug connection

Contact type (pluggable connector)	Female connector/socket
Connector connection type	for conductors
Mismating protection	Yes
Locking of plug-in connection	locking lever
Locking lever	no

### Material Data

Color	brown
-------	-------

Insulating material	Polyamide 66 (PA 66)
Flammability class per UL94	V0
Clamping spring material	Chrome nickel spring steel (CrNi)
Contact material	Copper or copper alloy, surface-treated
Fire load	0.158 MJ
Weight	9.455 g

### Environmental Requirements

Surrounding air (operating) temperature	-35 ... 85 °C
---	---------------

### Commercial data




Country of origin	DE
GTIN	4044918252720
Customs Tariff No.	85366990990

### Approvals / Certificates

#### Country specific Approvals

Logo	Approval	Certificate name
	CCA DEKRA Certification B.V.	2173495.02
	CCA DEKRA Certification B.V.	NL-32105

#### Ship Approvals

Logo	Approval	Certificate name
	ABS American Bureau of Shipping	14-HG1241528-PDA
	DNV GL Det Norske Veritas, Germanischer Lloyd	TAE00001Z6
	LR Lloyds Register	02/20050 (E6)







#### UL-Approvals

Logo	Approval	Certificate name
	cURus Underwriters Laboratories Inc.	E45171 Sec. 9





## Compatible products




### Marking accessories

	<b>Item no.: 770-450</b> Marker card; for manual marking	<a href="http://www.wago.com/770-450">www.wago.com/770-450</a>
	<b>Item no.: 770-450/000-001</b> Marker card; for manual marking	<a href="http://www.wago.com/770-450/000-001">www.wago.com/770-450/000-001</a>
	<b>Item no.: 770-450/000-002</b> Marker card; for manual marking	<a href="http://www.wago.com/770-450/000-002">www.wago.com/770-450/000-002</a>
	<b>Item no.: 770-450/000-005</b> Marker card; for manual marking	<a href="http://www.wago.com/770-450/000-005">www.wago.com/770-450/000-005</a>
	<b>Item no.: 770-450/000-006</b> Marker card; for manual marking	<a href="http://www.wago.com/770-450/000-006">www.wago.com/770-450/000-006</a>
	<b>Item no.: 770-450/000-012</b> Marker card; for manual marking	<a href="http://www.wago.com/770-450/000-012">www.wago.com/770-450/000-012</a>

### tools

	<b>Item no.: 210-720</b> Operating tool with partially insulated shaft; Type 2, blade (3.5 x 0.5) mm	<a href="http://www.wago.com/210-720">www.wago.com/210-720</a>
	<b>Item no.: 770-383</b> Operating tool; 3-way	<a href="http://www.wago.com/770-383">www.wago.com/770-383</a>

### Strain relief plate

	<b>Item no.: 770-503</b> Strain relief housing; 3-pole; for 2 cables; 8.0 ... 11.5 mm; 55 mm	<a href="http://www.wago.com/770-503">www.wago.com/770-503</a>
	<b>Item no.: 770-503/021-000</b> Strain relief housing; 3-pole; for 1 cable; 9.0 ... 13.0 mm; 71 mm	<a href="http://www.wago.com/770-503/021-000">www.wago.com/770-503/021-000</a>
	<b>Item no.: 770-503/023-000</b> Strain relief housing; 3-pole; for 2 cables; 4.5 ... 8.0 mm; 55 mm	<a href="http://www.wago.com/770-503/023-000">www.wago.com/770-503/023-000</a>
	<b>Item no.: 770-503/032-000</b> Strain relief housing; 3-pole; with locking clip; for 2 cables; 8.0 ... 11.5 mm; 55 mm	<a href="http://www.wago.com/770-503/032-000">www.wago.com/770-503/032-000</a>



**Item no.: 770-503/035-000**  
Strain relief housing; 3-pole; with locking clip; for 1 cable; 7.0 ... 11.5 mm; 48 mm

[www.wago.com/770-503/035-000](http://www.wago.com/770-503/035-000)



**Item no.: 770-503/038-000**  
Strain relief housing; 3-pole; with locking clip; for 1 cable; 7.0 ... 11.5 mm; 48 mm

[www.wago.com/770-503/038-000](http://www.wago.com/770-503/038-000)



**Item no.: 770-513**  
Strain relief housing; 3-pole; for 1 cable; 8.0 ... 11.5 mm; 55 mm

[www.wago.com/770-513](http://www.wago.com/770-513)

**Item no.: 770-513/021-000**  
Strain relief housing; 3-pole; for 1 cable; 9.0 ... 13.0 mm; 71 mm

[www.wago.com/770-513/021-000](http://www.wago.com/770-513/021-000)



**Item no.: 770-513/023-000**  
Strain relief housing; 3-pole; for 2 cables; 4.5 ... 8.0 mm; 55 mm

[www.wago.com/770-513/023-000](http://www.wago.com/770-513/023-000)



**Item no.: 770-513/032-000**  
Strain relief housing; 3-pole; for 2 cables; 8.0 ... 11.5 mm; 55 mm

[www.wago.com/770-513/032-000](http://www.wago.com/770-513/032-000)



**Item no.: 770-513/035-000**  
Strain relief housing; 3-pole; with locking clip; for 1 cable; 7.0 ... 11.5 mm; 48 mm

[www.wago.com/770-513/035-000](http://www.wago.com/770-513/035-000)



**Item no.: 770-513/038-000**  
Strain relief housing; 3-pole; with locking clip; for 1 cable; 7.0 ... 11.5 mm; 48 mm

[www.wago.com/770-513/038-000](http://www.wago.com/770-513/038-000)

#### Locking lever

**Item no.: 770-101**  
Locking lever; manually operated; for "flying leads"

[www.wago.com/770-101](http://www.wago.com/770-101)



**Item no.: 770-111**  
Locking lever; tool operated; for "flying leads"

[www.wago.com/770-111](http://www.wago.com/770-111)



**Item no.: 770-121**  
Locking lever; manually operated; for "flying leads"

[www.wago.com/770-121](http://www.wago.com/770-121)



**Item no.: 770-131**  
Locking lever; tool operated; for "flying leads"

[www.wago.com/770-131](http://www.wago.com/770-131)

#### protection

**Item no.: 770-201**  
Lockout cap; for socket; 12-pole; separable

[www.wago.com/770-201](http://www.wago.com/770-201)

**Item no.: 770-221**  
Lockout cap; for socket; 12-pole; separable

[www.wago.com/770-221](http://www.wago.com/770-221)



**Downloads**

**Documentation**

**Bid Text**

770-1363	Feb 1, 2016	DOC	Download
WINSTA MIDI 3-polig		24.1 kB	

---

**smartDATA**

**CAD data**

3D Download 770-1363		URL	Download
----------------------	--	-----	----------

---

Subject to changes.