

Item description

Note:

All connectors for mounted installations (snap-in versions for lighting fixtures or devices, all types of PCB and distribution connectors) are factory-equipped with locking levers to ensure plugs and sockets are securely locked. Additional locking levers are only required for flying leads (plug /socket).

Data

Electrical data

Ratings per IEC/EN 60664-1

Rated voltage (III / 3)	250 V
Rated impulse voltage (III / 3)	4 kV
Rated current	25 A
Legend (ratings)	(III / 3) ≙ Overvoltage category III / Pollution degree 3

Connection data

Connection technology	Push-in CAGE CLAMP®
Actuation type	Operating tool



	Push-in
Nominal cross section	4 mm ²
Solid conductor	0.5 ... 4 mm ² / 20 ... 12 AWG
Solid conductor, push-in termination	1.5 ... 4 mm ² / 16 ... 12 AWG
Stranded conductor	0.5 ... 2.5 mm ² / 20 ... 14 AWG
Fine-stranded conductor	0.5 ... 4 mm ² / 20 ... 12 AWG
Fine-stranded conductor with ferrule with plastic collar	0.25 ... 1.5 mm ² / 20 ... 16 AWG
Fine-stranded conductor with ferrule without plastic collar	0.25 ... 2.5 mm ² / 20 ... 14 AWG
Fine-stranded conductor with ferrule, push-in termination, from	1.5 mm ² / 16 AWG
Strip length	9 mm / 0.35 Inch
Note (strip length)	see also packaging or instructions
No. of poles	3
Total number of connection points	6
Total number of potentials	3
Conductor entry direction to mating direction	0°

Geometrical Data

Pin spacing	10 mm (0.394 inch)
Width	30 mm / 1.181 inch
Height	12.9 mm / 0.508 inch
Depth	37.5 mm / 1.476 inch

Mechanical data

Coding	S
Mating force of a plug-in connection	approx. 20 ... 70 N (depending on pole number)
Retention force of a plug-in connection	when locked: > 80N
Unmating force of a plug-in connection	when unlocked: approx. 20 ... 70 N (depending on pole number)
Marking	1 2 L
Degree of protection	IP20
Potential marking	1 2 L

Plug connection

Contact type (pluggable connector)	Male connector/plug
Connector connection type	for conductors
Mismating protection	Yes
Locking of plug-in connection	locking lever
Locking lever	no

Material Data

Color	brown
-------	-------

Insulating material	Polyamide 66 (PA 66)
Flammability class per UL94	V0
Clamping spring material	Chrome nickel spring steel (CrNi)
Contact material	Copper or copper alloy, surface-treated
Fire load	0.19 MJ
Weight	9.756 g

Environmental Requirements







Surrounding air (operating) temperature	-35 ... 85 °C
---	---------------














Commercial data

Country of origin	DE
GTIN	4044918254052
Customs Tariff No.	85366990990
Product Group	20 (WINSTA)

Compatible products

Strain relief plate

	Item no.: 770-503 Strain relief housing; 3-pole; for 2 cables; 8.0 ... 11.5 mm; 55 mm	www.wago.com/770-503
	Item no.: 770-503/021-000 Strain relief housing; 3-pole; for 1 cable; 9.0 ... 13.0 mm; 71 mm	www.wago.com/770-503/021-000
	Item no.: 770-503/023-000 Strain relief housing; 3-pole; for 2 cables; 4.5 ... 8.0 mm; 55 mm	www.wago.com/770-503/023-000
	Item no.: 770-503/032-000 Strain relief housing; 3-pole; with locking clip; for 2 cables; 8.0 ... 11.5 mm; 55 mm	www.wago.com/770-503/032-000
	Item no.: 770-503/035-000 Strain relief housing; 3-pole; with locking clip; for 1 cable; 7.0 ... 11.5 mm; 48 mm	www.wago.com/770-503/035-000
	Item no.: 770-503/038-000 Strain relief housing; 3-pole; with locking clip; for 1 cable; 7.0 ... 11.5 mm; 48 mm	www.wago.com/770-503/038-000
	Item no.: 770-513 Strain relief housing; 3-pole; for 1 cable; 8.0 ... 11.5 mm; 55 mm	www.wago.com/770-513
	Item no.: 770-513/021-000 Strain relief housing; 3-pole; for 1 cable; 9.0 ... 13.0 mm; 71 mm	www.wago.com/770-513/021-000

	<p>Item no.: 770-513/023-000 Strain relief housing; 3-pole; for 2 cables; 4.5 ... 8.0 mm; 55 mm</p>	www.wago.com/770-513/023-000
	<p>Item no.: 770-513/032-000 Strain relief housing; 3-pole; for 2 cables; 8.0 ... 11.5 mm; 55 mm</p>	www.wago.com/770-513/032-000
	<p>Item no.: 770-513/035-000 Strain relief housing; 3-pole; with locking clip; for 1 cable; 7.0 ... 11.5 mm; 48 mm</p>	www.wago.com/770-513/035-000
	<p>Item no.: 770-513/038-000 Strain relief housing; 3-pole; with locking clip; for 1 cable; 7.0 ... 11.5 mm; 48 mm</p>	www.wago.com/770-513/038-000
Locking lever		
	<p>Item no.: 770-101 Locking lever; manually operated; for "flying leads"</p>	www.wago.com/770-101
	<p>Item no.: 770-111 Locking lever; tool operated; for "flying leads"</p>	www.wago.com/770-111
	<p>Item no.: 770-121 Locking lever; manually operated; for "flying leads"</p>	www.wago.com/770-121
	<p>Item no.: 770-131 Locking lever; tool operated; for "flying leads"</p>	www.wago.com/770-131
protection		
	<p>Item no.: 770-360 Lockout cap; for plugs; 5-pole; separable</p>	www.wago.com/770-360
tools		
	<p>Item no.: 210-720 Operating tool with partially insulated shaft; Type 2, blade (3.5 x 0.5) mm</p>	www.wago.com/210-720
	<p>Item no.: 770-383 Operating tool; 3-way</p>	www.wago.com/770-383
Marking accessories		
	<p>Item no.: 770-450 Marker card; for manual marking</p>	www.wago.com/770-450
	<p>Item no.: 770-450/000-001 Marker card; for manual marking</p>	www.wago.com/770-450/000-001
	<p>Item no.: 770-450/000-002 Marker card; for manual marking</p>	www.wago.com/770-450/000-002



Item no.: 770-450/000-005
Marker card; for manual marking

www.wago.com/770-450/000-005



Item no.: 770-450/000-006
Marker card; for manual marking

www.wago.com/770-450/000-006



Item no.: 770-450/000-012
Marker card; for manual marking

www.wago.com/770-450/000-012

Downloads

Documentation

Bid Text

770-1373	Feb 1, 2016	DOC	Download
WINSTA MIDI 3-polig		24.1 kB	

Subject to changes.