

### Item description

#### Note:

All connectors for mounted installations (snap-in versions for lighting fixtures or devices, all types of PCB and distribution connectors) are factory-equipped with locking levers to ensure plugs and sockets are securely locked. Additional locking levers are only required for flying leads (plug /socket).

### Data

#### Electrical data

#### Ratings per IEC/EN 60664-1

Rated voltage (III / 3)	400 V
Rated impulse voltage (III / 3)	6 kV
Rated current	25 A
Legend (ratings)	(III / 3) ≙ Overvoltage category III / Pollution degree 3

## Connection data

Connection technology	Push-in CAGE CLAMP®
Actuation type	Operating tool Push-in
Nominal cross section	4 mm <sup>2</sup>
Solid conductor	0.5 ... 4 mm <sup>2</sup> / 20 ... 12 AWG
Solid conductor, push-in termination	1.5 ... 4 mm <sup>2</sup> / 16 ... 12 AWG
Stranded conductor	0.5 ... 2.5 mm <sup>2</sup> / 20 ... 14 AWG
Fine-stranded conductor	0.5 ... 4 mm <sup>2</sup> / 20 ... 12 AWG
Fine-stranded conductor with ferrule with plastic collar	0.25 ... 1.5 mm <sup>2</sup> / 20 ... 16 AWG
Fine-stranded conductor with ferrule without plastic collar	0.25 ... 2.5 mm <sup>2</sup> / 20 ... 14 AWG
Fine-stranded conductor with ferrule, push-in termination, from	1.5 mm <sup>2</sup> / 16 AWG
Strip length	9 mm / 0.35 Inch
Note (strip length)	see also packaging or instructions
No. of poles	5
Total number of connection points	10
Total number of potentials	5
Conductor entry direction to mating direction	0°

## Geometrical Data

Pin spacing	10 mm (0.394 inch)
Width	50 mm / 1.969 inch
Height	12.9 mm / 0.508 inch
Depth	37.5 mm / 1.476 inch

## Mechanical data

Coding	A
Mating force of a plug-in connection	approx. 20 ... 70 N (depending on pole number)
Retention force of a plug-in connection	when locked: > 80N
Unmating force of a plug-in connection	when unlocked: approx. 20 ... 70 N (depending on pole number)
Marking	N L1 L2 L3
Degree of protection	IP20
Potential marking	N L1 L2 L3

## Plug connection

Contact type (pluggable connector)	Female connector/socket
Connector connection type	for conductors
Mismating protection	Yes
Locking of plug-in connection	locking lever

Locking lever	no
---------------	----

## Material Data

Color	white
Insulating material	Polyamide 66 (PA 66)
Flammability class per UL94	V0
Clamping spring material	Chrome nickel spring steel (CrNi)
Contact material	Copper or copper alloy, surface-treated
Fire load	0.26 MJ
Weight	15.695 g

## Environmental Requirements



Surrounding air (operating) temperature	-35 ... 85 °C
---	---------------

## Commercial data


Country of origin	DE
GTIN	4044918252409
Customs Tariff No.	85366990990
Product Group	20 (WINSTA)

## Approvals / Certificates

### Country specific Approvals

Logo	Approval	Certificate name
	CCA DEKRA Certification B.V.	NL-32105
	CCA DEKRA Certification B.V.	2173495.02
	VDE VDE Prüf- und Zertifizierungsinstitut	40002889

### Ship Approvals

Logo	Approval	Certificate name
	ABS American Bureau of Shipping	14-HG1241528-PDA
	DNV GL Det Norske Veritas, Germanischer Lloyd	TAE00001Z6



LR  
Lloyds Register

02/20050 (E6)

#### UL-Approvals

Logo	Approval	Certificate name
------	----------	------------------



cURus  
Underwriters Laboratories Inc.

E45171 Sec. 9

#### Compatible products protection

Item no.: 770-201 Lockout cap; for socket; 12-pole; separable	<a href="http://www.wago.com/770-201">www.wago.com/770-201</a>
--	--

Item no.: 770-221 Lockout cap; for socket; 12-pole; separable	<a href="http://www.wago.com/770-221">www.wago.com/770-221</a>
--	--

#### Strain relief plate

Item no.: 770-505 Strain relief housing; 5-pole; for 2 cables; 9.0 ... 13.0 mm; 55 mm	<a href="http://www.wago.com/770-505">www.wago.com/770-505</a>
--	--

Item no.: 770-505/021-000 Strain relief housing; 5-pole; for 1 cable; 11.5 ... 16.5 mm; 71 mm	<a href="http://www.wago.com/770-505/021-000">www.wago.com/770-505/021-000</a>
--	--

Item no.: 770-505/023-000 Strain relief housing; 5-pole; for 2 cables; 5.0 ... 9.0 mm; 55 mm	<a href="http://www.wago.com/770-505/023-000">www.wago.com/770-505/023-000</a>
---	--




Item no.: 770-515 Strain relief housing; 5-pole; for 2 cables; 9.0 ... 13.0 mm; 55 mm	<a href="http://www.wago.com/770-515">www.wago.com/770-515</a>
--	--

Item no.: 770-515/021-000 Strain relief housing; 5-pole; for 1 cable; 11.5 ... 16.5 mm; 71 mm	<a href="http://www.wago.com/770-515/021-000">www.wago.com/770-515/021-000</a>
--	--



Item no.: 770-515/023-000 Strain relief housing; 5-pole; for 2 cables; 5.0 ... 9.0 mm; 55 mm	<a href="http://www.wago.com/770-515/023-000">www.wago.com/770-515/023-000</a>
---	--

#### Locking lever







Item no.: 770-101 Locking lever; manually operated; for "flying leads"	<a href="http://www.wago.com/770-101">www.wago.com/770-101</a>
---	--

	<b>Item no.: 770-111</b> Locking lever; tool operated; for "flying leads"	<a href="http://www.wago.com/770-111">www.wago.com/770-111</a>
	<b>Item no.: 770-121</b> Locking lever; manually operated; for "flying leads"	<a href="http://www.wago.com/770-121">www.wago.com/770-121</a>
	<b>Item no.: 770-131</b> Locking lever; tool operated; for "flying leads"	<a href="http://www.wago.com/770-131">www.wago.com/770-131</a>

tools

	<b>Item no.: 210-720</b> Operating tool with partially insulated shaft; Type 2, blade (3.5 x 0.5) mm	<a href="http://www.wago.com/210-720">www.wago.com/210-720</a>
	<b>Item no.: 770-100</b> Wiring aid; for solid and stranded conductors	<a href="http://www.wago.com/770-100">www.wago.com/770-100</a>

Marking accessories

	<b>Item no.: 770-450</b> Marker card; for manual marking	<a href="http://www.wago.com/770-450">www.wago.com/770-450</a>
	<b>Item no.: 770-450/000-001</b> Marker card; for manual marking	<a href="http://www.wago.com/770-450/000-001">www.wago.com/770-450/000-001</a>
	<b>Item no.: 770-450/000-002</b> Marker card; for manual marking	<a href="http://www.wago.com/770-450/000-002">www.wago.com/770-450/000-002</a>
	<b>Item no.: 770-450/000-005</b> Marker card; for manual marking	<a href="http://www.wago.com/770-450/000-005">www.wago.com/770-450/000-005</a>
	<b>Item no.: 770-450/000-006</b> Marker card; for manual marking	<a href="http://www.wago.com/770-450/000-006">www.wago.com/770-450/000-006</a>
	<b>Item no.: 770-450/000-012</b> Marker card; for manual marking	<a href="http://www.wago.com/770-450/000-012">www.wago.com/770-450/000-012</a>

Downloads

Documentation

Bid Text

770-225	Jan 21, 2016	DOC	Download
WINSTA MIDI 5-polig		23.6 kB	

smartDATA

CAD data



3D Download 770-225

URL

Download

---

Subject to changes.

---

WAGO Kontakttechnik GmbH & Co. KG  
Hansastr. 27  
32423 Minden  
Phone: +49571 887-0 | Fax: +49571 887-169  
Email: [info.de@wago.com](mailto:info.de@wago.com) | Web: [www.wago.com](http://www.wago.com)

Do you have any questions about our products?  
We are always happy to take your call at +49 (571) 887-44222.