

Item description

Note:

All connectors for mounted installations (snap-in versions for lighting fixtures or devices, all types of PCB and distribution connectors) are factory-equipped with locking levers to ensure plugs and sockets are securely locked. Additional locking levers are only required for flying leads (plug /socket).

Other variants can be requested via the WAGO sales department or, if necessary, configured at <https://configurator.wago.com/>: Other pole markings

Data

Electrical data

Ratings per IEC/EN 60664-1

Rated voltage (III / 3)	250 V
Rated impulse voltage (III / 3)	4 kV
Rated current	25 A
Legend (ratings)	(III / 3) ≙ Overvoltage category III / Pollution degree 3

Connection data

Connection technology	Push-in CAGE CLAMP®
Actuation type	Operating tool Push-in
Nominal cross section	4 mm ²
Solid conductor	0.5 ... 4 mm ² / 20 ... 12 AWG
Solid conductor, push-in termination	1.5 ... 4 mm ² / 16 ... 12 AWG
Stranded conductor	0.5 ... 2.5 mm ² / 20 ... 14 AWG
Fine-stranded conductor	0.5 ... 4 mm ² / 20 ... 12 AWG
Fine-stranded conductor with ferrule with plastic collar	0.25 ... 1.5 mm ² / 20 ... 16 AWG
Fine-stranded conductor with ferrule without plastic collar	0.25 ... 2.5 mm ² / 20 ... 14 AWG
Fine-stranded conductor with ferrule, push-in termination, from	1.5 mm ² / 16 AWG
Strip length	9 mm / 0.35 Inch
Note (strip length)	see also packaging or instructions
No. of poles	3
Total number of connection points	6
Total number of potentials	3
Conductor entry direction to mating direction	0°

Geometrical Data

Pin spacing	10 mm (0.394 inch)
Width	30 mm / 1.181 inch
Height	12.9 mm / 0.508 inch
Depth	37.5 mm / 1.476 inch

Mechanical data

Coding	B
Mating force of a plug-in connection	approx. 20 ... 70 N (depending on pole number)
Retention force of a plug-in connection	when locked: > 80N
Unmating force of a plug-in connection	when unlocked: approx. 20 ... 70 N (depending on pole number)
Marking	1 2 3
Degree of protection	IP20
Potential marking	1 2 3

Plug connection

Contact type (pluggable connector)	Female connector/socket
Connector connection type	for conductors
Locking of plug-in connection	locking lever
Locking lever	no

Material Data

Color	pink
Insulating material	Polyamide 66 (PA 66)
Flammability class per UL94	V0
Clamping spring material	Chrome nickel spring steel (CrNi)
Contact material	Copper or copper alloy, surface-treated
Fire load	0.162 MJ
Weight	8.49 g

Environmental Requirements


Surrounding air (operating) temperature	-35 ... 85 °C
---	---------------

Commercial data



Country of origin	DE
GTIN	4050821451129
Customs Tariff No.	85366990990
Product Group	20 (WINSTA)

Approvals / Certificates

Country specific Approvals

Logo	Approval	Certificate name
	CCA DEKRA Certification B.V.	NL-32104
	CCA DEKRA Certification B.V.	2173495.01

Ship Approvals

Logo	Approval	Certificate name
	DNV GL Det Norske Veritas, Germanischer Lloyd	TAE00001Z6
	LR Lloyds Register	02/20050 (E6)

UL-Approvals







Logo	Approval	Certificate name
	cURus	E45171 Sec. 9

Underwriters Laboratories Inc.



Compatible products




Marking accessories

	Item no.: 770-450 Marker card; for manual marking	www.wago.com/770-450
	Item no.: 770-450/000-001 Marker card; for manual marking	www.wago.com/770-450/000-001
	Item no.: 770-450/000-002 Marker card; for manual marking	www.wago.com/770-450/000-002
	Item no.: 770-450/000-005 Marker card; for manual marking	www.wago.com/770-450/000-005
	Item no.: 770-450/000-006 Marker card; for manual marking	www.wago.com/770-450/000-006
	Item no.: 770-450/000-012 Marker card; for manual marking	www.wago.com/770-450/000-012













protection

	Item no.: 770-201 Lockout cap; for socket; 12-pole; separable	www.wago.com/770-201
	Item no.: 770-221 Lockout cap; for socket; 12-pole; separable	www.wago.com/770-221

Locking lever

	Item no.: 770-101 Locking lever; manually operated; for "flying leads"	www.wago.com/770-101
	Item no.: 770-111 Locking lever; tool operated; for "flying leads"	www.wago.com/770-111
	Item no.: 770-121 Locking lever; manually operated; for "flying leads"	www.wago.com/770-121
	Item no.: 770-131 Locking lever; tool operated; for "flying leads"	www.wago.com/770-131

Strain relief plate

	<p>Item no.: 770-503 Strain relief housing; 3-pole; for 2 cables; 8.0 ... 11.5 mm; 55 mm</p>	www.wago.com/770-503
	<p>Item no.: 770-503/021-000 Strain relief housing; 3-pole; for 1 cable; 9.0 ... 13.0 mm; 71 mm</p>	www.wago.com/770-503/021-000
	<p>Item no.: 770-503/023-000 Strain relief housing; 3-pole; for 2 cables; 4.5 ... 8.0 mm; 55 mm</p>	www.wago.com/770-503/023-000
	<p>Item no.: 770-503/032-000 Strain relief housing; 3-pole; with locking clip; for 2 cables; 8.0 ... 11.5 mm; 55 mm</p>	www.wago.com/770-503/032-000
	<p>Item no.: 770-503/035-000 Strain relief housing; 3-pole; with locking clip; for 1 cable; 7.0 ... 11.5 mm; 48 mm</p>	www.wago.com/770-503/035-000
	<p>Item no.: 770-503/038-000 Strain relief housing; 3-pole; with locking clip; for 1 cable; 7.0 ... 11.5 mm; 48 mm</p>	www.wago.com/770-503/038-000
	<p>Item no.: 770-513 Strain relief housing; 3-pole; for 1 cable; 8.0 ... 11.5 mm; 55 mm</p>	www.wago.com/770-513
	<p>Item no.: 770-513/021-000 Strain relief housing; 3-pole; for 1 cable; 9.0 ... 13.0 mm; 71 mm</p>	www.wago.com/770-513/021-000
	<p>Item no.: 770-513/023-000 Strain relief housing; 3-pole; for 2 cables; 4.5 ... 8.0 mm; 55 mm</p>	www.wago.com/770-513/023-000
	<p>Item no.: 770-513/032-000 Strain relief housing; 3-pole; for 2 cables; 8.0 ... 11.5 mm; 55 mm</p>	www.wago.com/770-513/032-000
	<p>Item no.: 770-513/035-000 Strain relief housing; 3-pole; with locking clip; for 1 cable; 7.0 ... 11.5 mm; 48 mm</p>	www.wago.com/770-513/035-000
	<p>Item no.: 770-513/038-000 Strain relief housing; 3-pole; with locking clip; for 1 cable; 7.0 ... 11.5 mm; 48 mm</p>	www.wago.com/770-513/038-000
tools		
	<p>Item no.: 210-720 Operating tool with partially insulated shaft; Type 2, blade (3.5 x 0.5) mm</p>	www.wago.com/210-720
	<p>Item no.: 770-383 Operating tool; 3-way</p>	www.wago.com/770-383



Downloads

Documentation

Bid Text

770-283	Feb 1, 2016	DOC 24.6 kB	Download
---------	-------------	----------------	----------

smartDATA

CAD data

3D Download 770-283	URL	Download
---------------------	-----	----------

Subject to changes.