

### Item description

**Note:**

All connectors for mounted installations (snap-in versions for lighting fixtures or devices, all types of PCB and distribution connectors) are factory-equipped with locking levers to ensure plugs and sockets are securely locked. Additional locking levers are only required for flying leads (plug /socket).

Other variants can be requested via the WAGO sales department or, if necessary, configured at <https://configurator.wago.com/>: Other pole markings

### Data

#### Electrical data

#### Ratings per IEC/EN 60664-1

Rated voltage (III / 3)	400 V
Rated impulse voltage (III / 3)	6 kV
Rated current	25 A
Legend (ratings)	(III / 3) ≙ Overvoltage category III / Pollution degree 3

## Connection data

Connection technology	Push-in CAGE CLAMP®
Actuation type	Operating tool Push-in
Nominal cross section	4 mm <sup>2</sup>
Solid conductor	0.5 ... 4 mm <sup>2</sup> / 20 ... 12 AWG
Solid conductor, push-in termination	1.5 ... 4 mm <sup>2</sup> / 16 ... 12 AWG
Stranded conductor	0.5 ... 2.5 mm <sup>2</sup> / 20 ... 14 AWG
Fine-stranded conductor	0.5 ... 4 mm <sup>2</sup> / 20 ... 12 AWG
Fine-stranded conductor with ferrule with plastic collar	0.25 ... 1.5 mm <sup>2</sup> / 20 ... 16 AWG
Fine-stranded conductor with ferrule without plastic collar	0.25 ... 2.5 mm <sup>2</sup> / 20 ... 14 AWG
Fine-stranded conductor with ferrule, push-in termination, from	1.5 mm <sup>2</sup> / 16 AWG
Strip length	9 mm / 0.35 Inch
Note (strip length)	see also packaging or instructions
No. of poles	5
Total number of connection points	10
Total number of potentials	5
Conductor entry direction to mating direction	0°

## Geometrical Data

Pin spacing	10 mm (0.394 inch)
Width	50 mm / 1.969 inch
Height	12.9 mm / 0.508 inch
Depth	37.5 mm / 1.476 inch

## Mechanical data

Coding	B
Mating force of a plug-in connection	approx. 20 ... 70 N (depending on pole number)
Retention force of a plug-in connection	when locked: > 80N
Unmating force of a plug-in connection	when unlocked: approx. 20 ... 70 N (depending on pole number)
Marking	1 2 3 4 5
Degree of protection	IP20
Potential marking	1 2 3 4 5

## Plug connection

Contact type (pluggable connector)	Male connector/plug
Connector connection type	for conductors
Locking of plug-in connection	locking lever
Locking lever	no

## Material Data

Color	pink
Insulating material	Polyamide 66 (PA 66)
Flammability class per UL94	V0
Clamping spring material	Chrome nickel spring steel (CrNi)
Contact material	Copper or copper alloy, surface-treated
Fire load	0.324 MJ
Weight	16.566 g

## Environmental Requirements


Surrounding air (operating) temperature	-35 ... 85 °C
---	---------------

## Commercial data



Country of origin	DE
GTIN	4050821446736
Customs Tariff No.	85366990990
Product Group	20 (WINSTA)

## Approvals / Certificates

### Country specific Approvals

Logo	Approval	Certificate name
	CCA DEKRA Certification B.V.	NL-32104
	CCA DEKRA Certification B.V.	2173495.01

### Ship Approvals

Logo	Approval	Certificate name
	DNV GL Det Norske Veritas, Germanischer Lloyd	TAE00001Z6
	LR Lloyds Register	02/20050 (E6)

### UL-Approvals







Logo	Approval	Certificate name
	cURus	E45171 Sec. 9

Underwriters Laboratories Inc.






## Compatible products

### Marking accessories

	<b>Item no.: 770-450</b> Marker card; for manual marking	<a href="http://www.wago.com/770-450">www.wago.com/770-450</a>
	<b>Item no.: 770-450/000-001</b> Marker card; for manual marking	<a href="http://www.wago.com/770-450/000-001">www.wago.com/770-450/000-001</a>
	<b>Item no.: 770-450/000-002</b> Marker card; for manual marking	<a href="http://www.wago.com/770-450/000-002">www.wago.com/770-450/000-002</a>
	<b>Item no.: 770-450/000-005</b> Marker card; for manual marking	<a href="http://www.wago.com/770-450/000-005">www.wago.com/770-450/000-005</a>
	<b>Item no.: 770-450/000-006</b> Marker card; for manual marking	<a href="http://www.wago.com/770-450/000-006">www.wago.com/770-450/000-006</a>
	<b>Item no.: 770-450/000-012</b> Marker card; for manual marking	<a href="http://www.wago.com/770-450/000-012">www.wago.com/770-450/000-012</a>


### Locking lever

	<b>Item no.: 770-101</b> Locking lever; manually operated; for "flying leads"	<a href="http://www.wago.com/770-101">www.wago.com/770-101</a>
	<b>Item no.: 770-111</b> Locking lever; tool operated; for "flying leads"	<a href="http://www.wago.com/770-111">www.wago.com/770-111</a>
	<b>Item no.: 770-121</b> Locking lever; manually operated; for "flying leads"	<a href="http://www.wago.com/770-121">www.wago.com/770-121</a>
	<b>Item no.: 770-131</b> Locking lever; tool operated; for "flying leads"	<a href="http://www.wago.com/770-131">www.wago.com/770-131</a>


### Strain relief plate

	<b>Item no.: 770-505</b> Strain relief housing; 5-pole; for 2 cables; 9.0 ... 13.0 mm; 55 mm	<a href="http://www.wago.com/770-505">www.wago.com/770-505</a>
	<b>Item no.: 770-505/021-000</b> Strain relief housing; 5-pole; for 1 cable; 11.5 ... 16.5 mm; 71 mm	<a href="http://www.wago.com/770-505/021-000">www.wago.com/770-505/021-000</a>



	<p><b>Item no.: 770-505/023-000</b>                  Strain relief housing; 5-pole; for 2 cables; 5.0 ... 9.0 mm; 55 mm</p>	<a href="http://www.wago.com/770-505/023-000">www.wago.com/770-505/023-000</a>
	<p><b>Item no.: 770-515</b>                  Strain relief housing; 5-pole; for 2 cables; 9.0 ... 13.0 mm; 55 mm</p>	<a href="http://www.wago.com/770-515">www.wago.com/770-515</a>
	<p><b>Item no.: 770-515/021-000</b>                  Strain relief housing; 5-pole; for 1 cable; 11.5 ... 16.5 mm; 71 mm</p>	<a href="http://www.wago.com/770-515/021-000">www.wago.com/770-515/021-000</a>
	<p><b>Item no.: 770-515/023-000</b>                  Strain relief housing; 5-pole; for 2 cables; 5.0 ... 9.0 mm; 55 mm</p>	<a href="http://www.wago.com/770-515/023-000">www.wago.com/770-515/023-000</a>

tools

	<p><b>Item no.: 210-720</b>                  Operating tool with partially insulated shaft; Type 2, blade (3.5 x 0.5) mm</p>	<a href="http://www.wago.com/210-720">www.wago.com/210-720</a>
--	--	--

Coding

	<p><b>Item no.: 770-401</b>                  Coding pin; for plugs</p>	<a href="http://www.wago.com/770-401">www.wago.com/770-401</a>
--	--	--

protection

	<p><b>Item no.: 770-360</b>                  Lockout cap; for plugs; 5-pole; separable</p>	<a href="http://www.wago.com/770-360">www.wago.com/770-360</a>
--	--	--

Downloads

Documentation

Bid Text

770-295	Jan 21, 2016	DOC 25.1 kB	Download
---------	--------------	----------------	----------

smartDATA

CAD data

3D Download 770-295	URL	Download
---------------------	-----	----------



Subject to changes.

---

WAGO Kontakttechnik GmbH & Co. KG  
Hansastr. 27  
32423 Minden  
Phone: +49571 887-0 | Fax: +49571 887-169  
Email: [info.de@wago.com](mailto:info.de@wago.com) | Web: [www.wago.com](http://www.wago.com)

Do you have any questions about our products?  
We are always happy to take your call at +49 (571) 887-44222.