

**Item description**

**Note:**

All connectors for mounted installations (snap-in versions for lighting fixtures or devices, all types of PCB and distribution connectors) are factory-equipped with locking levers to ensure plugs and sockets are securely locked. Additional locking levers are only required for flying leads (plug /socket).

**Data**

**Electrical data**

**Ratings per IEC/EN 60664-1**

Rated voltage (III / 3)	250 V
Rated impulse voltage (III / 3)	4 kV
Rated current	16 A
Legend (ratings)	(III / 3) ≙ Overvoltage category III / Pollution degree 3

**Connection data**

Connection technology	Push-in CAGE CLAMP®
Actuation type	Operating tool Push-in
Nominal cross section	1.5 mm <sup>2</sup>



Solid conductor	0.25 ... 1.5 mm <sup>2</sup> / 22 ... 16 AWG
Solid conductor, push-in termination	0.75 ... 1.5 mm <sup>2</sup> / 20 ... 16 AWG
Stranded conductor	0.25 ... 1 mm <sup>2</sup> / 22 ... 18 AWG
Fine-stranded conductor	0.25 ... 1.5 mm <sup>2</sup> / 22 ... 16 AWG
Fine-stranded conductor with ferrule with plastic collar	0.25 ... 0.75 mm <sup>2</sup> / 22 ... 20 AWG
Fine-stranded conductor with ferrule without plastic collar	0.25 ... 0.75 mm <sup>2</sup> / 22 ... 20 AWG
Fine-stranded conductor with ferrule, push-in termination, from	0.75 mm <sup>2</sup> / 20 AWG
Strip length	9 mm / 0.35 Inch
Note (strip length)	see also packaging or instructions
No. of poles	3
Total number of connection points	3
Total number of potentials	3
Ground function	with preceding GND contact
Conductor entry direction to mating direction	0°

### Geometrical Data

Pin spacing	4.4 mm (0.173 inch)
Width	15 mm / 0.591 inch
Height	11.7 mm / 0.461 inch
Depth	34.1 mm / 1.343 inch

### Mechanical data

Coding	A
Mating force of a plug-in connection	approx. 20 ... 70 N (depending on pole number)
Retention force of a plug-in connection	when locked: > 80N
Unmating force of a plug-in connection	when unlocked: approx. 20 ... 70 N (depending on pole number)
Marking	L N
Degree of protection	IP20
Potential marking	L N

### Plug connection

Contact type (pluggable connector)	Male connector/plug
Connector connection type	for conductors
Mismating protection	Yes
Locking of plug-in connection	locking lever
Locking lever	no

### Material Data

Color	white
Insulating material	Polyamide 66 (PA 66)

Flammability class per UL94	V0
Clamping spring material	Chrome nickel spring steel (CrNi)
Contact material	Copper or copper alloy, surface-treated
Fire load	0.077 MJ
Weight	4.887 g

### Environmental Requirements

Surrounding air (operating) temperature	-35 ... 85 °C
---	---------------

### Commercial data


Country of origin	PL
GTIN	4055143548540
Customs Tariff No.	85366990990
Product Group	20 (WINSTA)

### Approvals / Certificates

#### Country specific Approvals

Logo	Approval	Certificate name
	CCA DEKRA Certification B.V.	2182129.01
	CCA DEKRA Certification B.V.	NL-35632

#### Ship Approvals

Logo	Approval	Certificate name
	DNV GL Det Norske Veritas, Germanischer Lloyd	TAE00001Z6









#### UL-Approvals

Logo	Approval	Certificate name
	UL UL International Germany GmbH	E45171

### Compatible products

#### assembling

	Item no.: 890-310 Mounting carrier; for "flying leads"; 2- to 5-pole	<a href="http://www.wago.com/890-310">www.wago.com/890-310</a>
--	---	--

	<b>Item no.: 890-311</b> Mounting carrier; for "flying leads"; 2- to 5-pole	<a href="http://www.wago.com/890-311">www.wago.com/890-311</a>
<b>Strain relief plate</b>		
	<b>Item no.: 890-503</b> Strain relief housing; 3-pole; with locking clip; for 1 cable; 4.5 ... 10.0 mm; 37 mm	<a href="http://www.wago.com/890-503">www.wago.com/890-503</a>
	<b>Item no.: 890-513</b> Strain relief housing; 3-pole; with locking clip; for 1 cable; 4.5 ... 10.0 mm; 37 mm	<a href="http://www.wago.com/890-513">www.wago.com/890-513</a>
<b>shield connection</b>		
	<b>Item no.: 890-523</b> Shield connecting plate; for 3-pole plugs and sockets	<a href="http://www.wago.com/890-523">www.wago.com/890-523</a>
<b>Locking lever</b>		
	<b>Item no.: 890-101</b> Locking lever; manually operated	<a href="http://www.wago.com/890-101">www.wago.com/890-101</a>
	<b>Item no.: 890-111</b> Locking lever; for tool operation; for "flying leads"	<a href="http://www.wago.com/890-111">www.wago.com/890-111</a>
	<b>Item no.: 890-121</b> Locking lever; manually operated	<a href="http://www.wago.com/890-121">www.wago.com/890-121</a>
	<b>Item no.: 890-131</b> Locking lever; for tool operation; for "flying leads"	<a href="http://www.wago.com/890-131">www.wago.com/890-131</a>
<b>tools</b>		
	<b>Item no.: 210-719</b> Operating tool with partially insulated shaft; Type 1, blade (2.5 x 0.4) mm	<a href="http://www.wago.com/210-719">www.wago.com/210-719</a>
	<b>Item no.: 890-383</b> Operating tool; 3-way	<a href="http://www.wago.com/890-383">www.wago.com/890-383</a>

**Downloads**

**Documentation**

**Bid Text**

890-233	Sep 19, 2016	DOC	Download
WINSTA MINI 3-polig		24.1 kB	

**smartDATA**

**CAD data**

3D Download 890-233	URL	Download
---------------------	-----	----------



Subject to changes.

---

WAGO Kontakttechnik GmbH & Co. KG  
Hansastr. 27  
32423 Minden  
Phone: +49571 887-0 | Fax: +49571 887-169  
Email: [info.de@wago.com](mailto:info.de@wago.com) | Web: [www.wago.com](http://www.wago.com)

Do you have any questions about our products?  
We are always happy to take your call at +49 (571) 887-44222.